



3rd Edition Product Catalogue



About Allegra

Allegra Hardware specialises in providing high quality, unique, specialist LED lighting, cabinet and architectural hardware to a diverse range of clients across Australia. With over 20 years experience in the industry we take pride in our ability to provide the best products matched with an unparalleled service. Our product range is unique to the furniture industry catering to cabinet makers, shop-fitters, distributors, joiners, architects, planners and builders.

Allegra Hardware is proud of our industry leading product range and service offerings and we hope to share this with our customers.



Exceptional Service

Streamlined ordering process, personal product help, ordering assistance, and after-sales support.



High-Quality Products

Beautiful, high-grade, robust components that are built to last.



Custom Designs

Exclusive, bespoke LED lighting, custom handles and other unique products.



Cutting-Edge Styles

























Stunning cabinet and architectural hardware that turns the common cabinet into something truly special.



Reliable Supply

Orders delivered where and when you need, so you're never waiting on hardware to finish the job.

Contents

	Cabinet Handles & Knobs	5
	LED Strip Lights	43
	LED Aluminium Profiles	75
	LED Downlights	101
	LED Flex Tiles	105
	LED Display Lights	109
	LED Controllers	115
	LED Power Repeaters	125
	Sensor Switches	127
	Power Supplies	131
	LED Accessories	137
	Power & Charging	143
	Adjustable Legs	147
	Cutlery Trays	151
	Cable Ports	153
	Wardrobe Hanging Rail	155
	Air Vents	157
	Screws	159
	Screw Caps & Edgetape	163
	Door Buffers / L-Brackets	167
	Shelf Supports	169
	Cabinet Repair / Rags	171
	Adhesives, Sealants Solvents & Cleaners	173
	Cabinetry Removable Labels	183




























Cabinet Handles & Knobs

Cabinet Handles	8
Cup Pull Handles	22
Lip Pull Handles	26
Recessed Handles	28
Cabinet Knobs	30
Appliance Pull Handles	37
Timber Handles & Knobs	38



Finish Colour Index

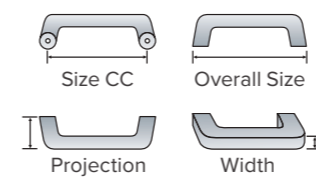
ABS	Aluminium Brushed Satin	
BA	Brushed Aluminium	
BAB	Brushed Antique Brass	
BB	Brushed Black	
BBZ	Brushed Bronze	
BC	Brushed Copper	
BG	Brushed Gold	
BGY	Brushed Grey	
BN	Brushed Nickel	
BO	Black Oak	
BSAB	Brushed Satin Antique Bronze	
BSAT	Brushed Satin Antique Tin	
BSBN	Brushed Satin Black Nickel	
BSCB	Brushed Satin Copper Brown	
CG	Carpathian Grey	
CH	Chrome	
MA	Matt Aluminium	
MB	Matt Black	
MC	Matt Chrome	
MBN	Matt Brushed Nickel	
RO	Red Oak	
SB	Satin Brass	
SS	Stainless Steel	
WH	White	
WN	Walnut	

How To Order

All our handles and knobs have a 3-string code.
This code tells you the style, size (hole centre) and finish.
For example, handle 8118-128-BN

Style	Size	Finish
8118	128mm	BN

Size Guide



Cabinet Handles



1092



C	L	N	W
96mm	104mm	26mm	13mm
128mm	136mm	26mm	13mm
160mm	166mm	26mm	13mm
256mm	263mm	26mm	13mm



1109



C	L	N	W
128mm	148mm	26mm	10mm
160mm	180mm	26mm	10mm
192mm	212mm	26mm	10mm



1112



C	L	N	W
128mm	135mm	30mm	12mm
160mm	167mm	30mm	12mm
224mm	231mm	30mm	12mm
320mm	327mm	30mm	12mm



1113 [12mm]



C	L	N	W
128mm	135mm	30mm	12mm
160mm	167mm	30mm	12mm
224mm	231mm	30mm	12mm
320mm	327mm	30mm	12mm



1113 [16mm]



C	L	N	W
128mm	135mm	30mm	16mm
160mm	167mm	30mm	16mm
224mm	231mm	30mm	16mm
320mm	327mm	30mm	16mm



1113H

Adaptable Housing Handle - High internal clearance of 35mm to meet Australian Standard 1428, for improved access for people with disabilities. Solid Stainless Steel



C	L	N	W
160mm	167mm	42mm	16mm



1647



	C	L	N	W
	96mm	102mm	27mm	13mm
	128mm	134mm	27mm	13mm
	160mm	166mm	27mm	13mm
	192mm	198mm	27mm	13mm
	224mm	230mm	27mm	13mm



2010/2014/2015

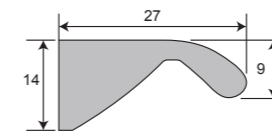
Code				
	C	L	N	W
2010 Round Knob	33mm	31mm	33mm	
2014 Oval Knob	77mm	34mm	25mm	
2015 128mm	151mm	38mm	25mm	



1726



	C	L	N	W
	128mm	165mm	33mm	16mm
	160mm	198mm	33mm	16mm
	256mm	293mm	33mm	16mm



2021


	C	L	N	W
	128mm	148mm	27mm	14mm
	160mm	180mm	27mm	14mm
	224mm	244mm	27mm	14mm
	320mm	340mm	27mm	14mm



1860/2380/2080



Code				
	C	L	N	W
1860 Oval Knob	38mm	27mm	19mm	
1860 96mm	132mm	29mm	14mm	
1860 160mm	204mm	29mm	16mm	
2380 Round Knob	33mm	31mm	33mm	
2080 Cup Pull 96mm	135mm	30mm	34mm	



211



	C	L	N	W
	96mm	112mm	22mm	8mm
	128mm	150mm	30mm	11mm





2840


C	L	N	W
Knob	35mm	27mm	35mm
128mm	143mm	34mm	15mm

	
BSAT	BSAB



3141




C	L	N	W
128mm	138mm	28mm	10mm
192mm	202mm	28mm	11mm
320mm	330mm	28mm	11mm


MBN



3009




C	L	N	W
160mm	172mm	34mm	9mm
320mm	332mm	34mm	9mm

		
BN	MB	BG



3305




C	L	N	W
128mm	145mm	25mm	12mm
160mm	177mm	25mm	12mm
224mm	241mm	27mm	12mm
320mm	337mm	27mm	12mm

		
BN	MB	WH



3064



C	L	N	W
96mm	121mm	27mm	8mm
128mm	159mm	27mm	8mm
160mm	191mm	27mm	8mm
192mm	225mm	27mm	8mm
240mm	274mm	27mm	8mm
320mm	357mm	27mm	8mm

		
BN	BG	MB



3670

C	L	N	W
76mm	137mm	32mm	11mm

	
BSCB	BG

3750



C	L	N	W
128mm	138mm	28mm	10mm
192mm	202mm	28mm	10mm
256mm	266mm	28mm	10mm
320mm	330mm	28mm	10mm

BN	MB
----	----

4062



C	L	N	W
96mm	104mm	28mm	8mm
128mm	136mm	28mm	8mm
160mm	168mm	28mm	8mm
192mm	200mm	28mm	8mm
256mm	264mm	28mm	8mm
320mm	328mm	28mm	8mm
416mm	424mm	28mm	8mm

BN	MB
----	----

4108



C	L	N	W
128mm	159mm	28mm	12mm
160mm	191mm	28mm	12mm
192mm	223mm	28mm	12mm
320mm	351mm	28mm	12mm

BN	BG	MB
----	----	----

Matching Appliance
Pull available
Page 37



5061

C	L	N	W
128mm	153mm	22mm	24mm
192mm	218mm	22mm	24mm

BN

5072



C	L	N	W
128mm	148mm	32mm	10mm
160mm	185mm	32mm	10mm
224mm	260mm	32mm	10mm
288mm	338mm	32mm	10mm

BN Stainless Steel SS304

5209



C	L	N	W
128mm	165mm	26mm	15mm
160mm	195mm	29mm	15mm
224mm	260mm	29mm	15mm

BN	CH
----	----

6186



C	L	N	W
96mm	118mm	26mm	18mm
128mm	151mm	26mm	19mm
160mm	196mm	28mm	20mm
224mm	257mm	29mm	20mm
320mm	371mm	31mm	23mm

BN	MB

7025



C	L	N	W
128mm	139mm	24mm	20mm
160mm	172mm	25mm	20mm
224mm	236mm	25mm	20mm
320mm	333mm	25mm	20mm

BN

6368



Matching Appliance
Pull available
 Page 37

C	L	N	W
Knob	32mm	32mm	32mm
160mm	178mm	35mm	20mm
224mm	243mm	35mm	20mm
320mm	339mm	35mm	20mm
457mm	481mm	42mm	26mm

BG	BN	BSAT	MB


7130



C	L	N	W
160mm	173mm	33mm	13mm
224mm	237mm	33mm	13mm
320mm	333mm	33mm	13mm

BN	BG

6889



C	L	N	W
32mm	68mm	27mm	29mm

BG	BN	BSAT	MB

7210 / 8210



C	L	N	W
8210 Knob	21mm	25mm	21mm
160mm	194mm	33mm	13mm
224mm	258mm	33mm	13mm
320mm	354mm	33mm	13mm

MB	BG	MBN

7340



C	L	N	W
Knob	20mm	33mm	18mm
128mm	148mm	33mm	18mm
160mm	180mm	33mm	18mm
224mm	244mm	33mm	18mm
320mm	340mm	33mm	18mm

BN MB



7731

C	L	N	W
Knob	45mm	32mm	19mm
96mm	166mm	32mm	19mm
128mm	198mm	32mm	19mm
160mm	230mm	32mm	19mm
224mm	294mm	32mm	19mm
288mm	358mm	32mm	19mm
320mm	390mm	32mm	19mm
384mm	454mm	32mm	19mm

MB BG MBN

7363



C	L	N	W
128mm	143mm	35mm	12mm
160mm	174mm	35mm	12mm
224mm	237mm	35mm	12mm
320mm	336mm	35mm	12mm

MBN BG



8013

C	L	N	W
128mm	158mm	28mm	18mm

BN CH MB

7644



C	L	N	W
160mm	224mm	30mm	10mm
224mm	288mm	30mm	10mm
320mm	384mm	30mm	10mm

ABS BB







8062




C	L	N	W
Knob	31mm	30mm	31mm
128mm	145mm	32mm	17mm
192mm	209mm	32mm	17mm
320mm	337mm	32mm	17mm

BN BG BAB MB







8068 / 3801




Code				
	C	L	N	W
3801 Knob	Knob	32mm	25mm	32mm
8068 Handle	128mm	143mm	33mm	16mm
8068 Handle	160mm	177mm	34mm	17mm
8068 Handle	256mm	274mm	36mm	18mm

		
BN	CH	MB






8118



			
C	L	N	W
128mm	139mm	30mm	10mm
160mm	171mm	30mm	10mm
224mm	235mm	30mm	10mm
320mm	331mm	30mm	10mm

		
BN	BG	CG

8108










			
C	L	N	W
128mm	138mm	25mm	12mm
160mm	170mm	25mm	12mm
224mm	234mm	25mm	12mm
320mm	330mm	25mm	12mm

			
BN	BG	CG	MB







8957




			
C	L	N	W
160mm	173mm	31mm	13mm

		
BN	CH	MB

8113











			
C	L	N	W
128mm	195mm	26mm	13mm
192mm	259mm	28mm	13mm
224mm	291mm	29mm	13mm
320mm	385mm	30mm	13mm

		
MBN	MB	CG



9310

			
C	L	N	W
128mm	146mm	33mm	18mm
160mm	178mm	33mm	18mm
224mm	242mm	33mm	18mm
320mm	338mm	33mm	18mm

			
BN	CH	MB	BG

Cup Pull Handles



2018

C	L	N	W
64mm	104mm	24mm	28mm
BN	CH	MB	



6889

C	L	N	W
32mm	68mm	27mm	29mm
BG	BN	BSAT	MB



2080

C	L	N	W
96mm	135mm	30mm	34mm
BSAB	BSAT	BSBN	MB



7718

C	L	N	W
160mm	196mm	20mm	24mm
MB	BG	MBN	



4424

C	L	N	W
64mm 96mm	80mm 112mm	26mm 26mm	40mm 56mm
MBN	BG	WH	MB



8001

C	L	N	W
76mm	95mm	24mm	33mm
BN	CH	MB	BG



8021

C 96mm	L 128mm	N 24mm	W 40mm
BN	BG	CH	MB



8959

C 64mm	L 89mm	N 25mm	W 29mm
BN	CH	MB	



8027

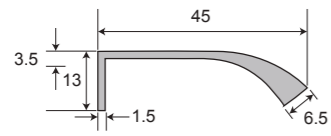
C 96mm	L 129mm	N 24mm	W 33mm
BN	BG	CH	MB



8870

C 64mm	L 86mm	N 26mm	W 26mm
BN	CH	MB	

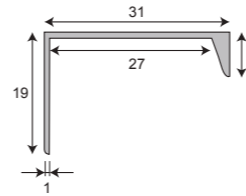
Lip Pull Handles



1407



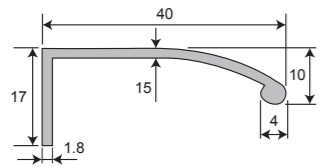
C	L	N	W
25mm	40mm	45mm	18mm
128mm	150mm	45mm	18mm
224mm	240mm	45mm	18mm
2 x 160mm	350mm	45mm	18mm



2104



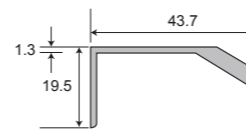
C	L	N	W
20mm	40mm	31mm	18mm
128mm	150mm	31mm	18mm
192mm	240mm	31mm	18mm



2088



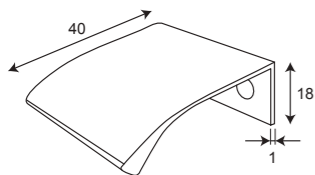

C	L	N	W
25mm	40mm	40mm	17mm
128mm	150mm	40mm	17mm
224mm	240mm	40mm	17mm
2 x 160mm	350mm	40mm	17mm



4010



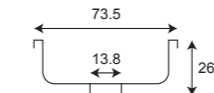
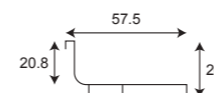
C	L	N	W
32mm	60mm	44mm	19mm
128mm	150mm	44mm	19mm
224mm	240mm	44mm	19mm
160mm x 2	350mm	44mm	19mm



2103



C	L	N	W
20mm	40mm	40mm	18mm
128mm	150mm	40mm	18mm
192mm	240mm	40mm	18mm




GOLA PROFILE - C&L



Code	L	N	W
Gola C	3000mm	26.7mm	73.5mm
Gola L	3000mm	26.7mm	57.5mm
End Cap C			
End Cap L			
Fixing Bracket			
Inner Corner Connector			



Recessed Handles



1938

L 3000mm	N 30mm	W 19mm
 MA		



8004

Hole Diameter 35mm	Overall Diameter 40mm
 BN	
 MB	



1121

C 128mm	L 138mm	N 13mm	W 30mm
 Silver		 MB	



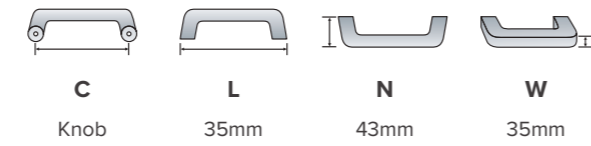
1403

C 128mm 160mm	L 145mm 172mm	N 16mm	W 42mm
Recess depth 14mm			
 ABS		 MA	
 MB			


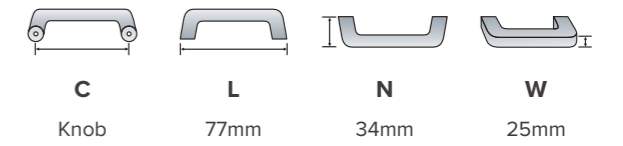
Cabinet Knobs




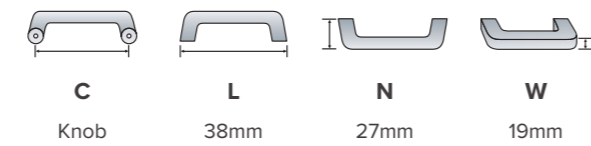
1116




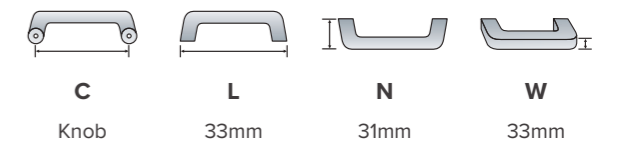
2014




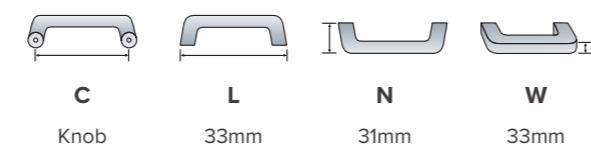
1860K



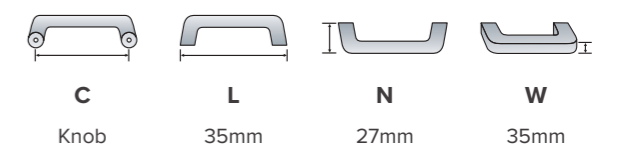
2380



2010

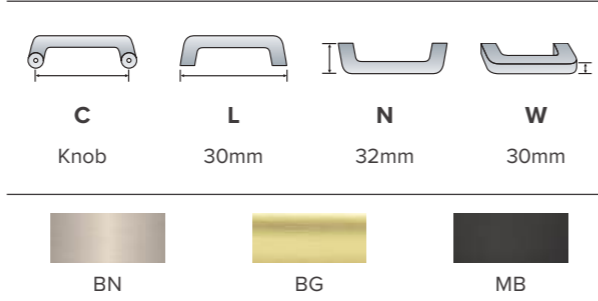


2840K

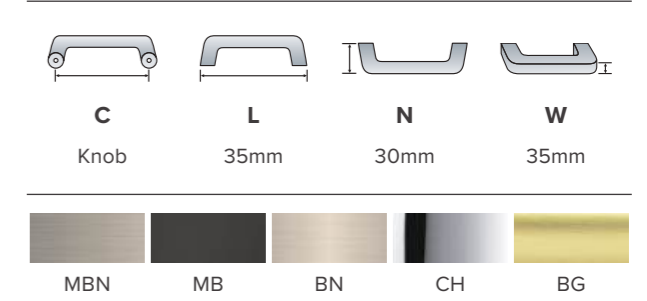




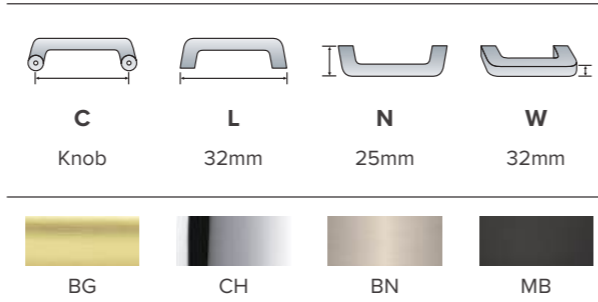
3369



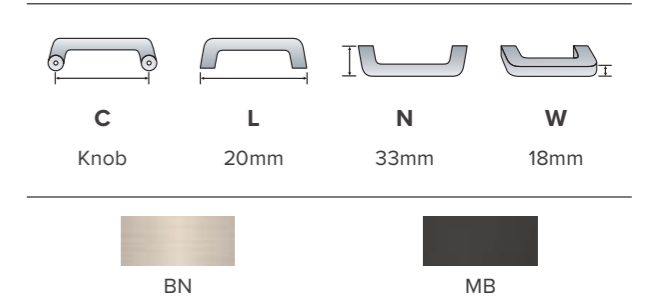
7275




3801



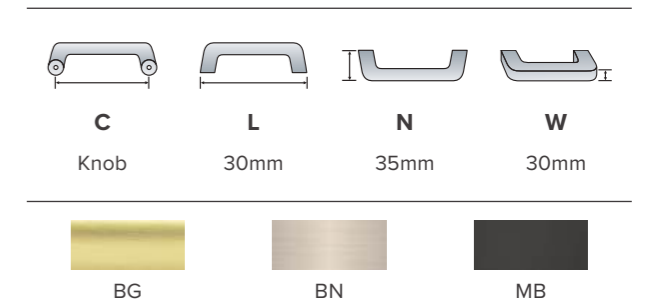
7340K



6368K

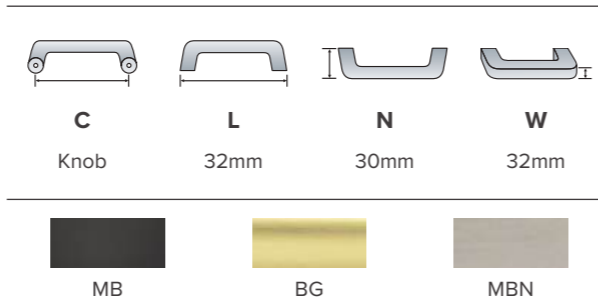


7371

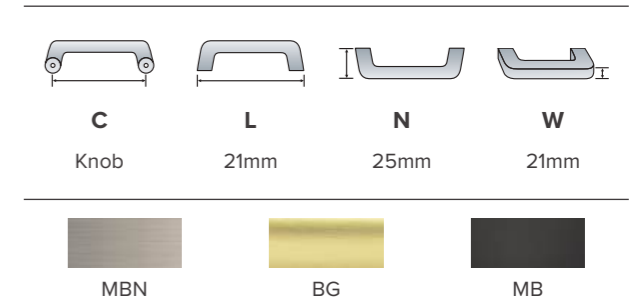





7726



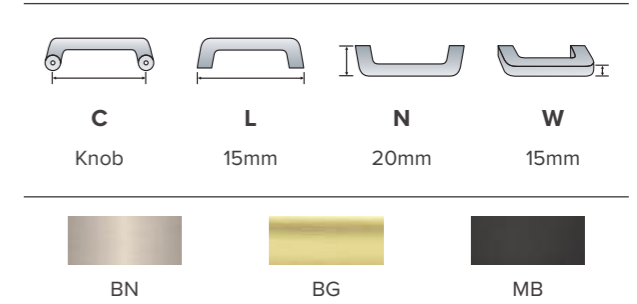
8210



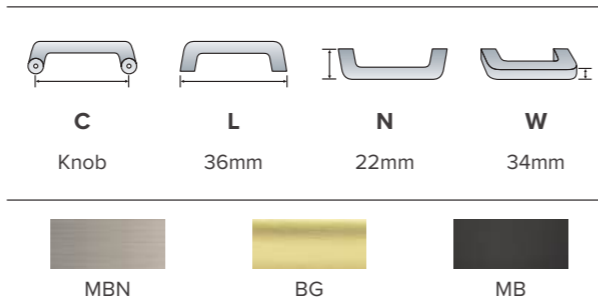
8062K



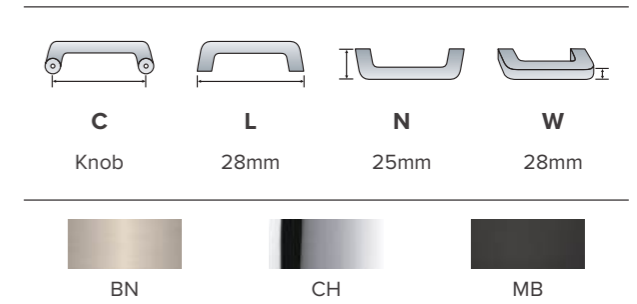
8336



8106



8420



Appliance Pull Handles




8477

C Knob	L 21mm	N 24mm	W 21mm
BN	CH	BG	MB



9319

C Knob	L 25mm	N 30mm	W 25mm
BN	BG	CG	



4108L & 4108XL Appliance Pull

C 457mm 762mm	L 497mm 802mm	N 45mm 45mm	W 20mm 20mm
BN	BG	MB	



6368L, 6368XL, 6368XXL Appliance Pull

C 457mm 457mm 762mm	L 481mm 499mm 804mm	N 42mm 60mm 60mm	W 26mm 40mm 40mm
BN	BSAT	BG	MB

Timber Handles & Knobs



9801

C Knob	L 33mm	N 28mm	W 33mm
RO	WN	BO	



9804

C Knob	L 65mm	N 18mm	W 65mm
RO	WN	BO	



9802

C Knob	L 28mm	N 19mm	W 28mm
RO	WN	BO	



9805

C 16mm	L 58mm	N 25mm	W 58mm
RO	WN	BO	



9803

C Knob	L 48mm	N 23mm	W 48mm
RO	WN	BO	



9808

C 128mm 224mm	L 179mm 275mm	N 30mm 30mm	W 15mm 15mm
RO	WN	BO	



9809



C	L	N	W
128mm	162mm	19.5mm	28mm
256mm	290mm	19.5mm	28mm



9818



C	L	N	W
32mm	102mm	20mm	50mm



9811



C	L	N	W
128mm	152mm	32mm	12mm
224mm	248mm	32mm	12mm



9820



C	L	N	W
160mm	240mm	19mm	33mm
320mm	400mm	19mm	33mm

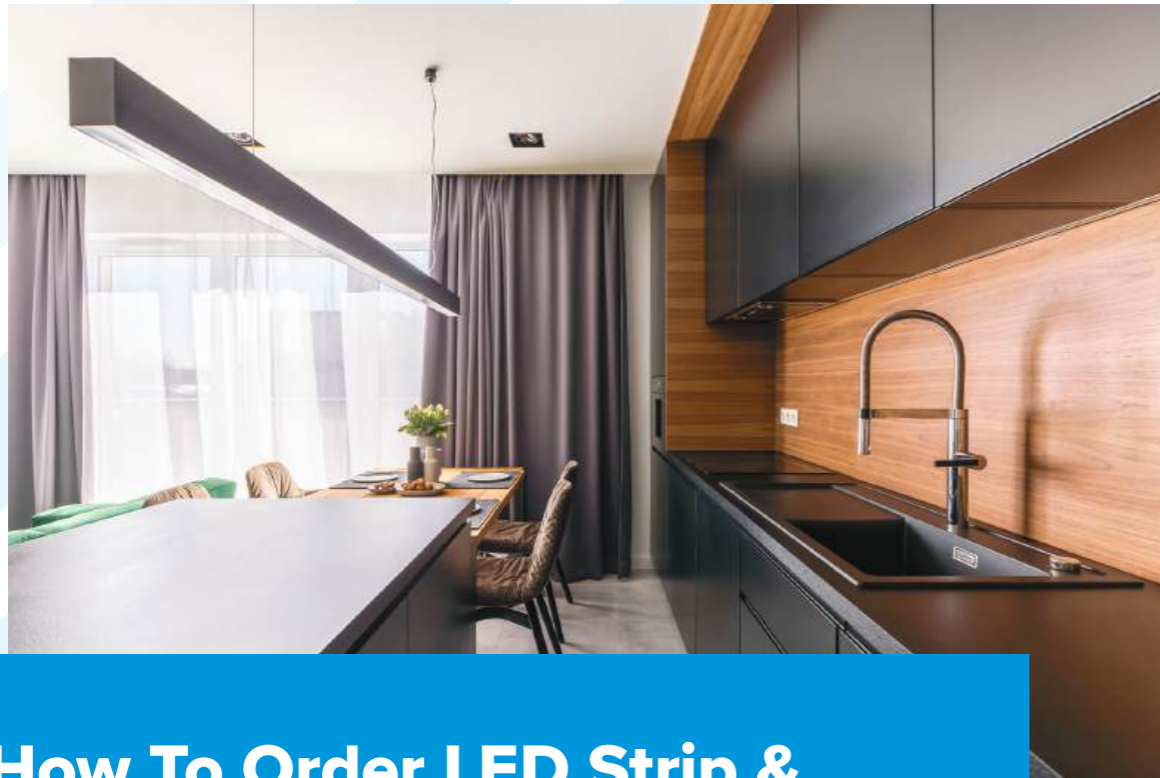


9812



C	L	N	W
128mm	144mm	32mm	16mm
224mm	240mm	32mm	16mm





How To Order LED Strip & LED Aluminium Profiles

Made to Measure

We specialise and offer made to measure LED Linear light fittings

- Individually & locally constructed
- High quality & fast delivery



1. Select Your LED Strip Type and Colour



2. Select Your LED Aluminium Profile, Colour and Cover Option



3. Specify Your Measurements



4. Select Components & Accessories

Power Supply, Controller, Sensor Switch, Wi-Fi, Mounting Kits if Applicable



5. Dispatch

Your Allegra LED light fitting will be constructed to your specifications and delivered ready to install.

Made to measure orders can be placed online via website.

LED Strip Lights

Single Colour	46
Waterproof Rated Single Colour	52
COB	54
Dual-White (CCT)	56
Multi-Colour (RGBW & RGBW+WW)	57
Flex-Neon	62
Ultra-long Series	70

What is CRI? Colour Rendering Index

Colour Rendering Index is a measure of how colours and objects look under a light source when compared to natural light (sunlight). It is a scale from 0 to 100 percent, the higher the CRI number, the better the colour rendering ability. Light sources with a CRI of 85-90 are considered good at colour rendering. Objects will look natural and fresh.



CRI70

Distorted colour
Dim

CRI80

Normal colour
Satisfy the basic needs of light

CRI90-95

Optimal colour reproduction
As natural as sunshine

Colour Temperature



Warm White

3000K

Natural White

4000K

Cool White

6500K

IP rating

The IP (Ingress Protection) rating for lighting fixtures indicates their degree of protection against solid objects and liquids. This determines the suitability of the light for use in different environments, such as indoor, outdoor, damp and wet locations.

The IP rating is composed of two digits. The first digit represents protection against solid objects. The scale ranges from 0 (no protection) to 6 (complete protection against dust). The second digit represents protection against liquids. The scale ranges from 0 (no protection) to 8 (continuous submersion under defined conditions).

I P 6 7

First Digit - Protection against solids:

- 0: No protection against contact and ingress of objects.
- 1: Protection against solid objects larger than 50mm (accidental touch by hands, etc.).
- 2: Protection against solid objects larger than 12.5mm (fingers or similar objects).
- 3: Protection against solid objects larger than 2.5mm (tools, thick wires, etc.).
- 4: Protection against solid objects larger than 1mm (small wires, screws, etc.).
- 5: Dust-protected (limited ingress of dust, no harmful deposit).
- 6: Dust-tight (complete protection against dust).





Second Digit - Protection against liquids:

- 0: No protection.
- 1: Protection against vertically falling drops of water (dripping water).
- 2: Protection against water drops falling at an angle up to 15 degrees from vertical (dripping water when tilted).
- 3: Protection against water spray up to 60 degrees from vertical.
- 4: Protection against water splashing from any direction.
- 5: Protection against water jets (low pressure, limited ingress permitted).
- 6: Protection against powerful water jets and heavy seas (high pressure, limited ingress permitted).
- 7: Protection against immersion up to 1 meter in depth for 30 minutes.
- 8: Protection against continuous immersion beyond 1 meter depth (specific conditions specified by the manufacturer).

For most indoor lighting applications, a rating of IP20 or higher is used to protect against accidental contact and basic moisture. Outdoor lighting fixtures, especially those exposed to weather elements, typically require higher ratings such as IP65, IP66 or IP67 to ensure they remain functional and safe in harsh conditions.

- IP20 Typically suitable for indoor use in dry environments where there's little risk of exposure to water or dust.
- IP65 Dust-proof and water resistant/splash-proof. Suitable for indoor or outdoor applications where there may be exposure to dust, or low level rain or water jets.
- IP66 Dust-proof and water-proof without submersion.
- IP67 Dust-proof and water-proof, able to sustain low level temporary submersion.

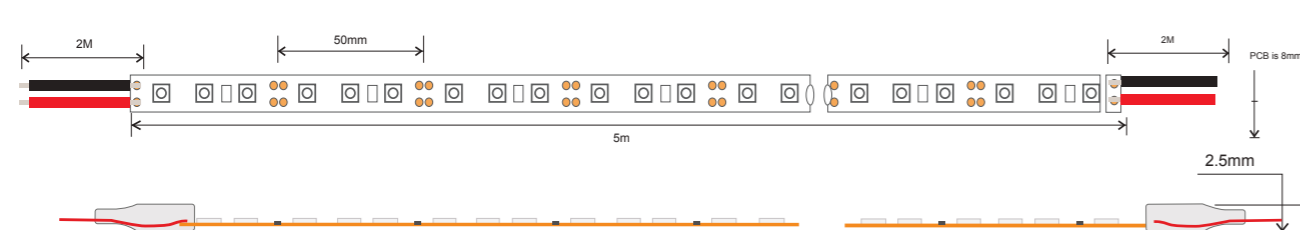
3528 Single Colour 60 LED/Metre

-  Voltage 12V/DC
-  Package 5 metres/reel
-  Power/m 4.8W
-  Made to measure service available

Standard strip suitable for normal residential usages with low power requirements.

Features

- LED Type: 3528
- Low power consumption and low heat generation
- CRI 90
- LED beam angle 120°
- Long life span LED light, more than 50,000 hours+
- Operating temperature: -20-50°C
- 3M adhesive tape
- Switchable and/or dimmable by using single colour controller, sensor switch or Wi-Fi app
- IP20, non-waterproof







Code	Size (mm)	Colour	Cut Every (LEDs)	LEDs/m	Lumen/m
3528-CW-60-12V	W8xH3	Cool White 6500K	3 (50mm)	60	400
3528-NW-60-12V		Natural White 4000K			375
3528-WW-60-12V		Warm White 3000K			320
3528-R-60-12V		Red			120
3528-Y-60-12V		Yellow			120
3528-B-60-12V		Blue			150
3528-G-60-12V		Green			240
3528-P-60-12V		Pink			120

Compatible Accessories

Power Supply (page 131-135)	12V-30W (up to 5m)
	12V-60W (up to 10m)
	Other specialist power supplies
Controller (page 115-124)	Single Colour Remotes
	Single Colour Touch Panels
	VP Controller (Remotes & Touch Panels)
	WT5 Controller (Wi-Fi & Voice Control)
Sensor Switch (page 127-130)	See Sensor Switch page for product details
Accessories (page 137-142)	See Accessories page for product details

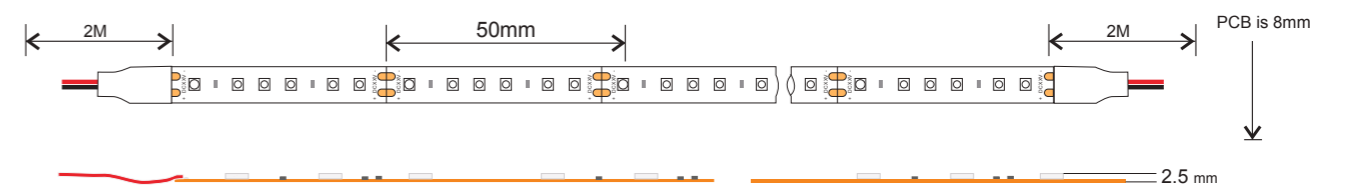
3528 Single Colour 120 LED/Metre

-  Voltage 24V/DC
-  Package 5 metres/reel
-  Power/m 9.6W
-  Made to measure service available

Standard LED strip with 120LED/metre, with improved illumination, suitable for normal usages.

Features

- LED Type: 3528
- CRI 90
- LED beam angle 120°
- Long life span LED light, more than 50,000 hours+
- Operating temperature: -20-50°C
- 3M adhesive tape
- Switchable and/or dimmable by using single colour controller, sensor switch or Wi-Fi app
- IP20, non-waterproof







Code	Size (mm)	Colour	Cut Every (LEDs)	LEDs/m	Lumen/m
3528-CW-120-24V	W8xH2	Cool White 6500K	6 (50mm)	120	800
3528-NW-120-24V		Natural White 4000K			720
3528-WW-120-24V		Warm White 3000K			640

Compatible Accessories

Power Supply (page 131-135)	24-30W (up to 2.5m)
	24V-60W (up to 5m)
	24V-120W (up to 10m)
	Other specialist power supplies
Controller (page 115-124)	Single Colour Remotes
	Single Colour Touch Panels
	VP Controller (Remotes & Touch Panels)
	WT5 Controller (Wi-Fi & Voice Control)
Sensor Switch (page 127-130)	See Sensor Switch page for product details
Accessories (page 137-142)	See Accessories page for product details

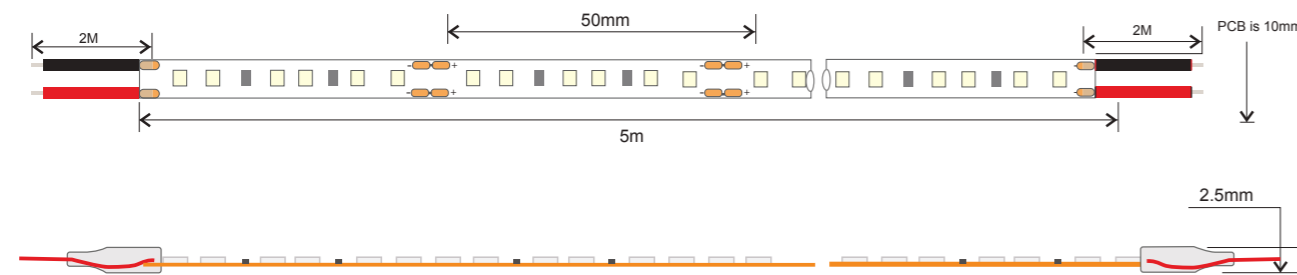
2835 Single Colour 120 LED/Metre

-  Voltage 24V/DC
-  Package 5 metres/reel
-  Power/m 14.4W
-  Made to measure service available

Medium density strip for improved illumination & reduced LED "dotting" effect.

Features

- LED Type: 2835
- CRI 90
- LED beam angle 120°
- Long life span LED light, more than 50,000 hours+
- Operating temperature: -20-50°C
- 3M adhesive tape
- Switchable and/or dimmable by using single colour controller, sensor switch or Wi-Fi app
- IP20, non-waterproof







Code	Size (mm)	Colour	Cut Every (LEDs)	LEDs/m	Lumen/m
2835-CW-120-24V	W10xH3	Cool White 6500K	6 (50mm)	120	1500
2835-NW-120-24V		Natural White 4000K			1400
2835-WW-120-24V		Warm White 3000K			1300

Compatible Accessories

Power Supply (page 131-135)	24V-60W (up to 3.5m)
	24V-120W (up to 7m)
	Other specialist power supplies
Controller (page 115-124)	Single Colour Remotes
	Single Colour Touch Panels
	VP Controller (Remotes & Touch Panels)
	WT5 Controller (Wi-Fi & Voice Control)
Sensor Switch (page 127-130)	See Sensor Switch page for product details
Accessories (page 137-142)	See Accessories page for product details

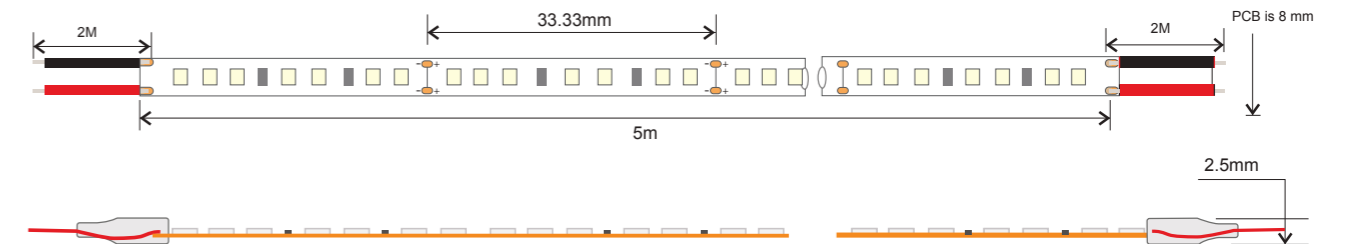
2835 Single Colour 210 LED/Metre

-  Voltage 24V/DC
-  Package 5 metres/reel
-  Power/m 16.3W
-  Made to measure service available

High density strip for uniform illumination, high brightness, and no LED "dotting" effect.

Features

- LED Type: 2835
- CRI 90
- LED beam angle 120°
- Long life span LED light, more than 50,000 hours+
- Operating temperature: -20-50°C
- 3M adhesive tape
- Switchable and/or dimmable by using single colour controller, sensor switch or Wi-Fi app
- IP20, non-waterproof







Code	Size (mm)	Colour	Cut Every (LEDs)	LEDs/m	Lumen/m
2835-CW-210-24V	W8xH3	Cool White 6500K	7 (33.33mm)	210	2100
2835-NW-210-24V		Natural White 4000K			2000
2835-WW-210-24V		Warm White 3000K			1890

Compatible Accessories

Power Supply (page 131-135)	24V-60W (up to 3m)
	24V-120W (up to 6m)
	Other specialist power supplies
Controller (page 115-124)	Single Colour Remotes
	Single Colour Touch Panels
	VP Controller (Remotes & Touch Panels)
	WT5 Controller (Wi-Fi & Voice Control)
Sensor Switch (page 127-130)	See Sensor Switch page for product details
Accessories (page 137-142)	See Accessories page for product details

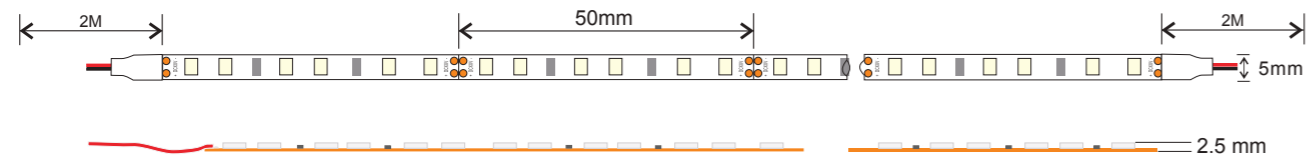
2835-W5 Single Colour 120 LED/Metre

-  Voltage 24V/DC
-  Package 5 metres/reel
-  Power/m 14.4W
-  Made to measure service available

Narrow 5mm wide LED strip. Medium density strip for improved illumination & reduced LED "dotting" effect.

Features

- LED type: 2835
- CRI 90
- LED beam angle 120°
- Long life span LED light, more than 50,000 hours+
- Operating temperature: -20-50°C
- 3M adhesive tape
- Switchable and/or dimmable by using single colour controller, sensor switch or Wi-Fi app
- IP20, non-waterproof




Code	Size (mm)	Colour	Cut Every (LEDs)	LEDs/m	Lumen/m
2835-W5-CW-120-24V	W5xH3	Cool White 6500K	6 (50mm)	120	1500
2835-W5-NW-120-24V		Natural White 4000K			1400
2835-W5-WW-120-24V		Warm White 3000K			1300

Compatible Accessories

Power Supply (page 131-135)	24V-60W (up to 3.5m)
	24V-120W (up to 7m)
	Other specialist power supplies
Controller (page 115-124)	Single Colour Remotes
	Single Colour Touch Panels
	VP Controller (Remotes & Touch Panels) WT5 Controller (Wi-Fi & Voice Control)
Sensor Switch (page 127-130)	See Sensor Switch page for product details
Accessories (page 137-142)	See Accessories page for product details

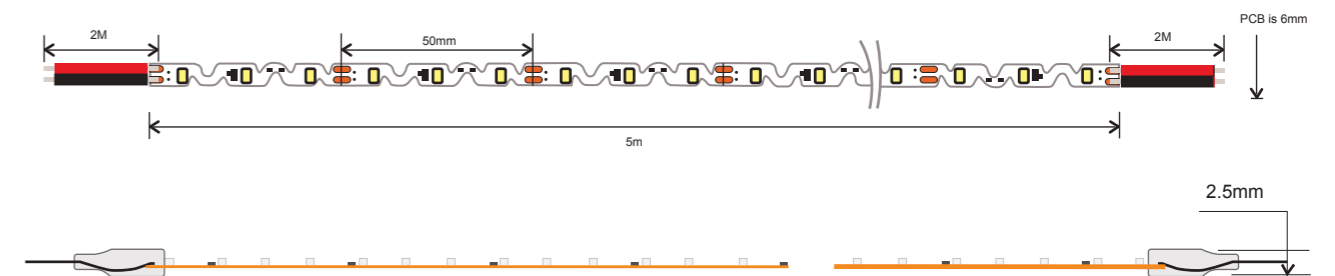
S2835 Bendable Single Colour 60 LED/Metre

-  Voltage 12V/DC
-  Package 5 metres/reel
-  Power/m 6W
-  Made to measure service available

Bendable strip, specially designed for lighting box and 3D shapes.

Features

- LED Type: 2835
- CRI 90
- LED beam angle 120°
- Long life span LED light, more than 50,000 hours+
- Operating temperature: -20-50°C
- 3M adhesive tape
- Switchable and/or dimmable by using single colour controller, sensor switch or Wi-Fi app
- IP20, non-waterproof



Code	Size (mm)	Colour	Cut Every (LEDs)	LEDs/m	Lumen/m
S2835-CW-60-12V	W6xH3	Cool White 6500K	3 (50mm)	60	600
S2835-NW-60-12V		Natural White 4000K			540
S2835-WW-60-12V		Warm White 3000K			480

Compatible Accessories

Power Supply (page 131-135)	12V-30W (up to 4m)
	12V-60W (up to 8m)
	Other specialist power supplies
Controller (page 115-124)	Single Colour Remotes
	Single Colour Touch Panels
	VP Controller (Remotes & Touch Panels) WT5 Controller (Wi-Fi & Voice Control)
Sensor Switch (page 127-130)	See Sensor Switch page for product details
Accessories (page 137-142)	See Accessories page for product details

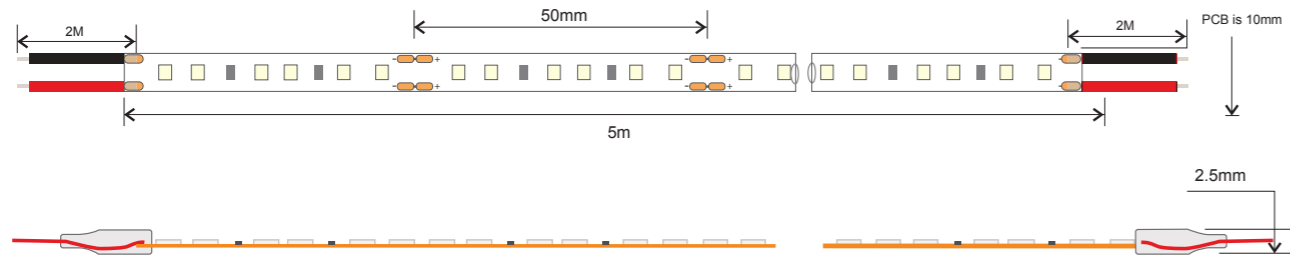
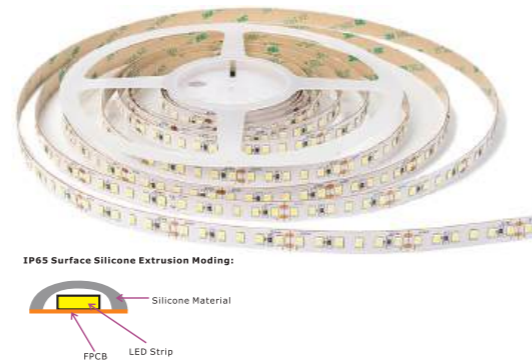
2835 Single Colour 120 LED/Metre - IP65

- Voltage 24V/DC
- Package 5 metres/reel
- Power/m 14.4W
- Made to measure service available

Water resistant / dust tight - silicone extrusion moulding where silicone does not touch LED.

Features

- LED Type: 2835-IP65
- New IP65 technology eliminates IP65 colour inconsistency
- Medium density strip for improved illumination, reduced LED "dotting" effect
- CRI 90
- LED beam angle 120°
- Long life span LED light, more than 50,000 hours+
- Operating temperature: -20-50°C
- 3M adhesive tape
- Switchable and/or dimmable by using single colour controller, sensor switch or Wi-Fi app
- IP65, water resistant



Code	Size (mm)	Colour	Cut Every (LEDs)	LEDs/m	Lumen/m
2835-IP65-CW-120-24V	W10xH3	Cool White 6500K	6 (50mm)	120	1500
2835-IP65-NW-120-24V		Natural White 4000K			1400
2835-IP65-WW-120-24V		Warm White 3000K			1300

Compatible Accessories

Power Supply (page 131-135)	24V-60W (up to 3.5m)
	24V-120W (up to 7m)
	Other specialist power supplies
Controller (page 115-124)	Single Colour Remotes
	Single Colour Touch Panels
	VP Controller (Remotes & Touch Panels)
	WT5 Controller (Wi-Fi & Voice Control)
Sensor Switch (page 127-130)	See Sensor Switch page for product details
Accessories (page 137-142)	See Accessories page for product details

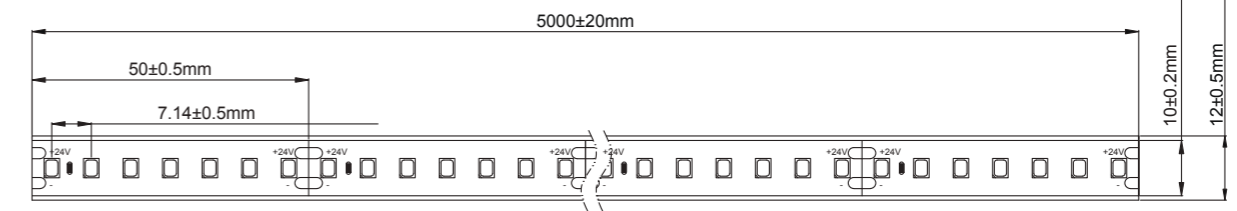
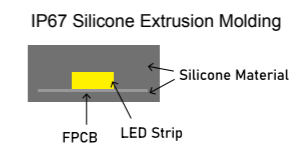
2835 Single Colour 140 LED/Metre - IP67

- Voltage 24V/DC
- Package 5 metres/reel
- Power/m 14.4W
- Made to measure service available

Waterproof / dust tight - encapsulated with UV stable solid square silicone. 100% protection against objects such as dust/sand etc. Waterproof protection from high levels of water exposure. Able to withstand water hoses, jet sprays, and temporary water immersion.

Features

- LED Type: 2835-IP67
- Medium density strip for improved illumination, reduced LED "dotting" effect
- CRI 90
- LED beam angle 120°
- Long life span LED light, more than 50,000 hours+
- Operating temperature: -20-50°C
- 3M adhesive tape
- Switchable and/or dimmable by using single colour controller, sensor switch or Wi-Fi app
- IP67 waterproof



Code	Size (mm)	Colour	Cut Every (LEDs)	LEDs/m	Lumen/m
2835-IP67-CW-120-24V	W12xH4	Cool White 6500K	7 (50mm)	140	1340
2835-IP67-NW-120-24V		Natural White 4000K			1340
2835-IP67-WW-120-24V		Warm White 3000K			1320

Compatible Accessories

Power Supply (page 131-135)	24V-60W (up to 3.5m)
	24V-120W (up to 7m)
	Other specialist power supplies
Controller (page 115-124)	Single Colour Remotes
	Single Colour Touch Panels
	VP Controller (Remotes & Touch Panels)
	WT5 Controller (Wi-Fi & Voice Control)
Sensor Switch (page 127-130)	See Sensor Switch page for product details
Accessories (page 137-142)	See Accessories page for product details

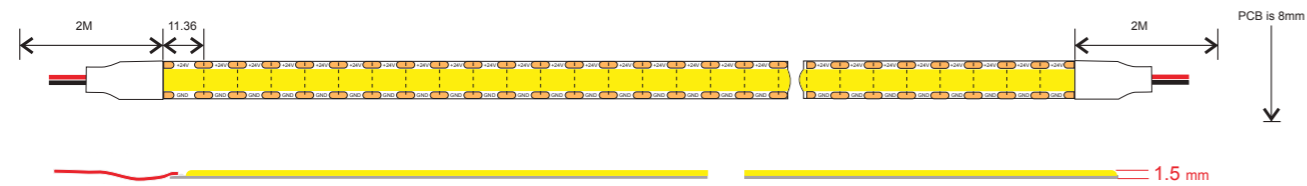
COB528 Free Cutting Single Colour 528 LED/Metre

- Voltage 24V/DC
- Package 5 metres/reel
- Power/m 10W
- Made to measure service available

Chip on Board (COB) LED strip. Soft linear light. Dot-Less LED strip. Small increment LED strip allowing free cutting to desired length and minimal shadow.

Features

- LED type: COB
- CRI 90
- LED beam angle 120°
- Long life span LED light, more than 50,000 hours+
- Operating temperature: -20-50°C
- 3M adhesive tape
- Switchable and/or dimmable by using single colour controller, sensor switch or Wi-Fi app
- IP20, non-waterproof



Code	Size (mm)	Colour	Cut Every (LEDs)	LEDs/m	Lumen/m
COB528FC-CW-24V	W8xH1.5	Cool White 6500K	11.36mm	528	1100
COB528FC-NW-24V		Natural White 4000K			1050
COB528FC-WW-24V		Warm White 3000K			1000

Compatible Accessories

Power Supply (page 131-135)	24-30W (up to 2.5m)
	24V-60W (up to 5m)
	24V-120W (up to 10m)
	Other specialist power supplies
Controller (page 115-124)	Single Colour Remotes
	Single Colour Touch Panels
	VP Controller (Remotes & Touch Panels)
	WT5 Controller (Wi-Fi & Voice Control)
Sensor Switch (page 127-130)	See Sensor Switch page for product details
Accessories (page 137-142)	See Accessories page for product details

COB608 Dual-White (CCT) 608 LED/Metre

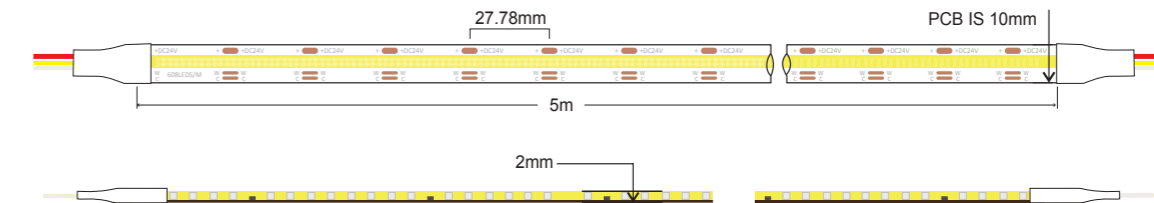
- Voltage 24V/DC
- Package 5 metres/reel
- Power/m 14W
- Made to measure service available

Colour temperature is adjustable from 2700K to 6500K (Warm white to Cool white).

Chip on Board (COB) LED strip. Soft linear light. Dot-Less LED strip. Small increment LED strip allowing free cutting to desired length and minimal shadow.

Features

- LED Type: COB
- CRI 90
- LED beam angle 120°
- Long life span LED light, more than 50,000 hours+
- Operating temperature: -20-50°C
- 3M adhesive tape
- Switchable, dimmable and colour controllable by using dual white colour controller, or Wi-Fi app
- IP20, non-waterproof



Code	Size (mm)	Colour	Cut Every (LEDs)	LEDs/m	Lumen/m
COB608-WW+CW-24V	W10xH2	Warm White (2700K) to Cool White (6500K)	27.78mm	608	960+1020

Compatible Accessories

Power Supply (page 131-135)	24V-60W (up to 3m)
	24V-120W (up to 6m)
Controller (page 115-124)	Dual-White (CCT) Remotes
	Dual-White (CCT) Touch Panels
	VP Controller (Remotes & Touch Panels)
	WT5 Controller (Wi-Fi & Voice Control)
Accessories (page 137-142)	See Accessories page for product details

3527 Dual-White (CCT)

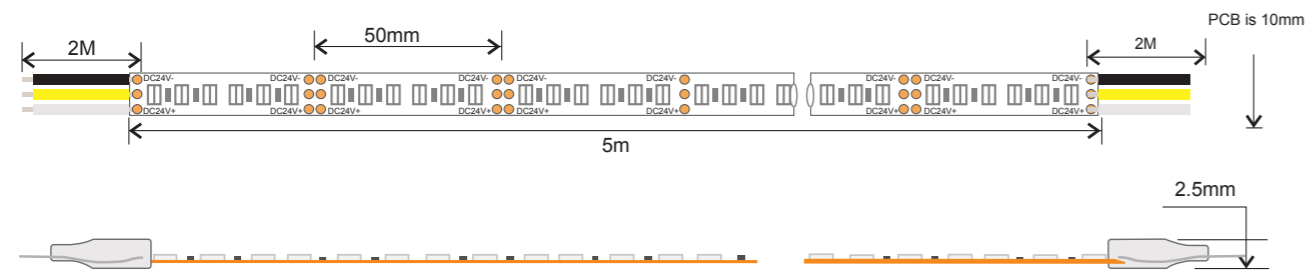
Colour temperature is adjustable from 2700K to 6500K (Warm white to Cool white).

Features

- LED Type: 3527 Dual-White (CCT)
- CRI 80
- LED beam angle 120°
- Long life span LED light, more than 50,000 hours+
- Operating temperature: -20-50°C
- 3M adhesive tape
- Switchable, dimmable and colour controllable by using dual white colour controller, or Wi-Fi app
- IP20, non-waterproof



- Voltage 24V/DC
- Package 5 metres/reel
- Power/m 16.3W
- Made to measure service available



Code	Size (mm)	Colour	Cut Every (LEDs)	LEDs/m	Lumen/m
3527-WW+CW-120-24V	W10xH3	Warm White (2700K) to Cool White (6500K)	6 (50mm)	120	840 + 960

Compatible Accessories

Power Supply (page 131-135)	24V-60W (up to 3m) 24V-120W (up to 6m)
Controller (page 115-124)	Dual-White (CCT) Remotes
	Dual-White (CCT) Touch Panels
	VP Controller (Remotes & Touch Panels) WT5 Controller (Wi-Fi & Voice Control)
Accessories (page 137-142)	See Accessories page for product details

5050 RGBW Multi-Colour 60 LED/Metre

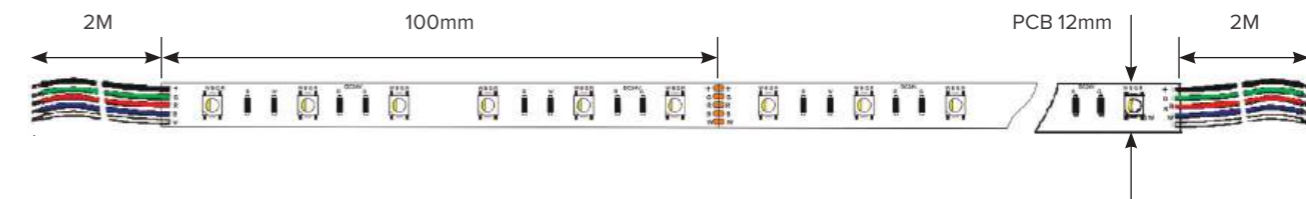
RGBW - 4 colours in one LED including cool white. Suited to decorative lighting of different entertainment applications.

Features

- LED Type: 5050
- Single colour or four colours can be controlled together or separately
- LED beam angle 120°
- Long life span LED light, more than 50,000 hours+
- Operating temperature: -20-50°C
- 3M adhesive tape
- Switchable, dimmable and colour controllable by using RGBW controller, or Wi-Fi app
- IP20, non-waterproof



- Voltage 24V/DC
- Package 5 metres/reel
- Power/m 19.2W
- Made to measure service available







Code	Size (mm)	Colour	Cut Every (LEDs)	LEDs/m	Lumen/m
5050-RGBW-60-24V	W12xH3	Red	6 (100mm)	60	127
		Green			272
		Blue			73
		Cool White 6500K			450

Compatible Accessories

Power Supply (page 131-135)	24V-60W (up to 2.5m) 24V-120W (up to 5m)
Controller (page 115-124)	RGBW Remotes
	RGBW Touch Panels
	VP Controller (Remotes & Touch Panels) WT5 Controller (Wi-Fi & Voice Control)
Accessories (page 137-142)	See Accessories page for product details

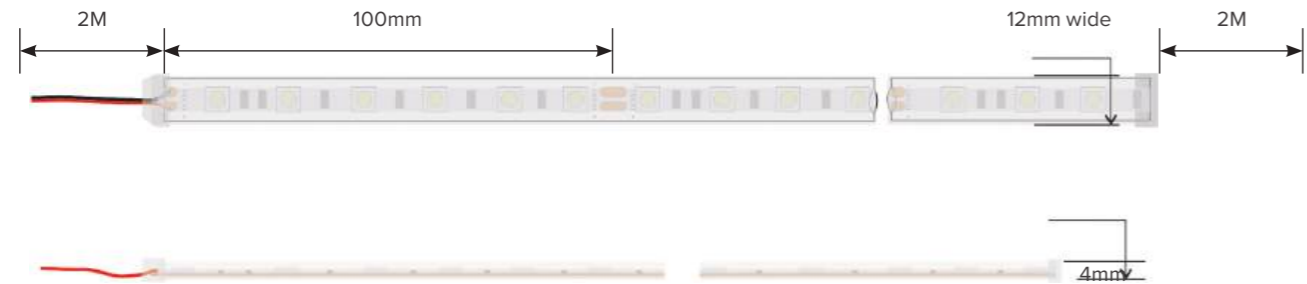

5050 RGBW Multi-Colour 60 LED/Metre - IP67

-  Voltage 24V/DC
-  Package 5 metres/reel
-  Power/m 19.2W
-  Made to measure service available

RGBW - 4 colours in one LED including cool white. Suited to decorative lighting of different entertainment applications.

Features

- LED Type: 5050
- Single colour or four colours can be controlled together or separately
- LED beam angle 120°
- Long life span LED light, more than 50,000 hours+
- Operating temperature: -20-50°C
- 3M adhesive tape
- Switchable, dimmable and colour controllable by using RGBW controller, or Wi-Fi app
- IP67 waterproof / dust tight



Code	Size (mm)	Colour	Cut Every (LEDs)	LEDs/m	Lumen/m
5050-IP67-RGBW-60-24V	W12xH3	Red	6 (100mm)	60	127
		Green			272
		Blue			73
		Cool White 6500K			450

Compatible Accessories

Power Supply (page 131-135)	24V-60W (up to 2.5m) 24V-120W (up to 5m)
Controller (page 115-124)	RGBW Remotes
	RGBW Touch Panels
	VP Controller (Remotes & Touch Panels)
	WT5 Controller (Wi-Fi & Voice Control)
Accessories (page 137-142)	See Accessories page for product details

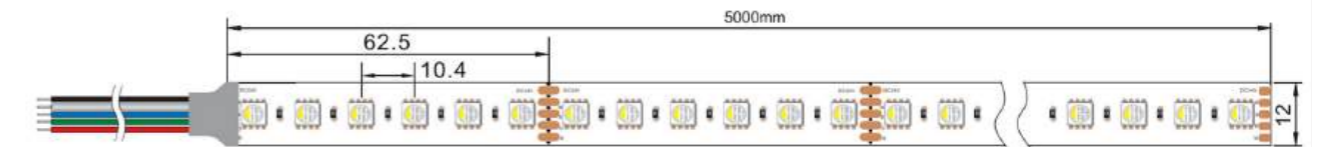
5050 RGBW Multi-Colour 96 LED/Metre

-  Voltage 24V/DC
-  Package 5 metres/reel
-  Power/m 24W
-  Made to measure service available

RGBW - 4 colours in one LED including cool white. Suited to decorative lighting of different entertainment applications. Higher density RGBW strip, better blended effect. Shorter cutting increments.

Features

- LED Type: 5050
- Single colour or four colours can be controlled together or separately
- LED beam angle 120°
- Long life span LED light, more than 50,000 hours+
- Operating temperature: -20-50°C
- 3M adhesive tape
- Switchable, dimmable and colour controllable by using RGBW controller, or Wi-Fi app
- IP20 non-waterproof



Code	Size (mm)	Colour	Cut Every (LEDs)	LEDs/m	Lumen/m
5050-RGBW-96-24V	W12xH3	Red	6 (62.5mm)	96	190
		Green			410
		Blue			80
		Cool White 6500K			490

Compatible Accessories

Power Supply (page 131-135)	24V-60W (up to 2.5m) 24V-120W (up to 5m)
Controller (page 115-124)	RGBW Remotes
	RGBW Touch Panels
	VP Controller (Remotes & Touch Panels)
	WT5 Controller (Wi-Fi & Voice Control)
Accessories (page 137-142)	See Accessories page for product details

5050 RGBW+WW

Multi-Colour (RGB+CCT)

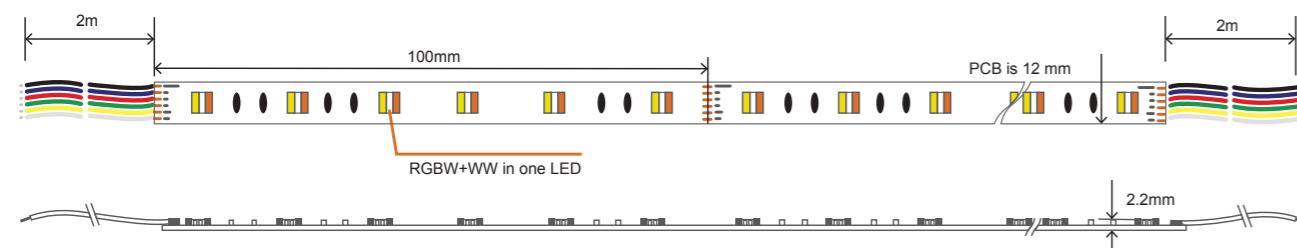
60 LED/Metre

- Voltage 24V/DC
- Package 5 metres/reel
- Power/m 19.2W
- Made to measure service available

RGBW+WW - 5 colours in one LED including cool white and warm white. Suited to interior decorative lighting of different entertainment applications.

Features

- LED Type: 5050
- Single colour or five colours can be controlled together or separately
- LED beam angle 120°
- Long life span LED light, more than 50,000 hours+
- Operating temperature: -20-50°C
- 3M adhesive tape
- Switchable, dimmable and colour controllable by using RGBW+WW controller, or Wi-Fi app
- IP20, non-waterproof



Code	Size (mm)	Colour	Cut Every (LEDs)	LEDs/m	Lumen/m
5050-RGBW+WW-60-24V	W12xH3	Red	6 (100mm)	60	127
		Green			272
		Blue			73
		Warm White 3000K			405
		Cool White 6500K			450

Compatible Accessories

Power Supply (page 131-135)	24V-60W (up to 2.5m) 24V-120W (up to 5m)
Controller (page 115-124)	RGBW+WW (CCT) Remotes
	RGBW+WW (CCT) Touch Panels
	V5-M Controller (Remotes & Touch Panels) WT5 Controller (Wi-Fi & Voice Control)
Accessories (page 137-142)	See Accessories page for product details

5050 RGBW+WW

Multi-Colour (RGB+CCT)

96 LED/Metre

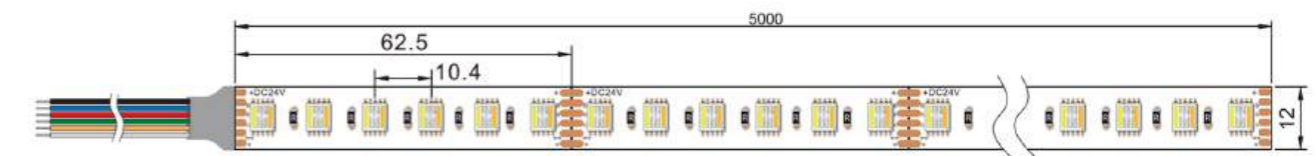
- Voltage 24V/DC
- Package 5 metres/reel
- Power/m 24W
- Made to measure service available

RGBW+WW - 5 colours in one LED including cool white and warm white. Suited to interior decorative lighting of different entertainment applications.

Higher density RGBW+WW strip, better blended effect. Shorter cutting increments.

Features

- LED Type: 5050
- Single colour or five colours can be controlled together or separately
- LED beam angle 120°
- Long life span LED light, more than 50,000 hours+
- Operating temperature: -20-50°C
- 3M adhesive tape
- Switchable, dimmable and colour controllable by using RGBW+WW controller, or Wi-Fi app
- IP20 non-waterproof



Code	Size (mm)	Colour	Cut Every (LEDs)	LEDs/m	Lumen/m
5050-RGBW+WW-96-24V	W12xH3	Red	6 (65.5mm)	96	180
		Green			345
		Blue			80
		Warm White 3000K			440
		Cool White 6500K			480

Compatible Accessories

Power Supply (page 131-135)	24V-60W (up to 2.5m) 24V-120W (up to 5m)
Controller (page 115-124)	RGBW+WW (CCT) Remotes
	RGBW+WW (CCT) Touch Panels
	V5-M Controller (Remotes & Touch Panels) WT5 Controller (Wi-Fi & Voice Control)
Accessories (page 137-142)	See Accessories page for product details

FN0408 Flex Neon

Free Cutting Side Bend

Single Colour

120 LED/Metre - IP66

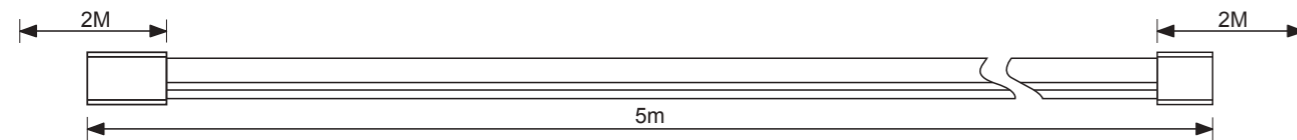
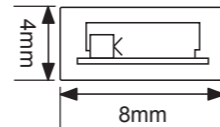
- Voltage 24V/DC
- Package 5 metres/reel
- Power/m 9.6W
- Made to measure service available

Emits light from the side rather than straight up. Unique for certain projects where light is required to be cast from the side. Perfect for edge lighting and curved applications. Seamless and uniform light output, dot free.

Small increment LED strip allowing free cutting to desired length and minimal shadow.

Features

- LED Type: 315
- CRI 90
- LED beam angle 115°
- Long life span LED light, more than 50,000 hours+
- Operating temperature: -25-60°C
- Bendable at horizontal direction
- Switchable and/or dimmable by using single colour controller, sensor switch or Wi-Fi App
- IP66 waterproof / dust tight



Code	Size (mm)	Colour	Cut Every (LEDs)	LEDs/m	Lumen/m
FN0408SB-CW-140-24V	W4xH8	Cool White 6500k	Free cutting	140	270
FN0408SB-NW-140-24V		Natural White 4000K			270
FN0408SB-WW-140-24V		Warm White 3000K			250

Compatible Accessories

Power Supply (page 131-135)	24-30W (up to 2.5m)
	24V-60W (up to 5m)
	24V-120W (up to 10m)
	Other specialist power supplies
Controller (page 115-124)	Single Colour Remotes
	Single Colour Touch Panels
	VP Controller (Remotes & Touch Panels)
	WT5 Controller (Wi-Fi & Voice Control)
Sensor Switch (page 127-130)	See Sensor Switch page for product details
Accessories (page 137-142)	See Accessories page for product details



*Accessories available on request:
Surface mount brackets, IP67 end caps and glue.

FN1010 Flex Neon

Top Bend Single Colour

140 LED/Metre - IP66

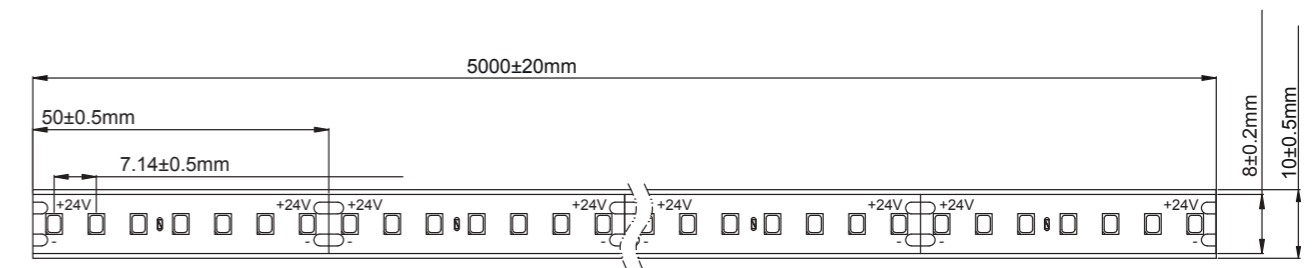
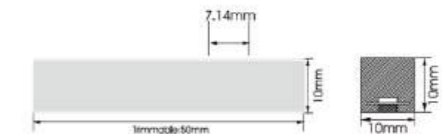
- Voltage 24V/DC
- Package 5 metres/reel
- Power/m 14.4W
- Made to measure service available

Led Neon Top View Square Profile 10mm x 10mm.

Seamless and uniform light output, dot free.

Features

- LED Type: 2414
- CRI 90
- LED Tri-side emitting
- Long life span LED light, more than 50,000 hours+
- Operating temperature: -25-60°C
- Bendable at vertical direction
- Switchable and/or dimmable by using single colour controller, sensor switch or Wi-Fi App
- - IP66 waterproof / dust tight



Code	Size (mm)	Colour	Cut Every (LEDs)	LEDs/m	Lumen/m
FN1010TB-CW-140-24V	W10xH10	Cool White 6500k	7 (50mm)	140	864
FN1010TB-NW-140-24V		Natural White 4000K			864
FN1010TB-WW-140-24V		Warm White 3000K			763

Compatible Accessories

Power Supply (page 131-135)	24V-60W (up to 3.5m)
	24V-120W (up to 7m)
	Other specialist power supplies
Controller (page 115-124)	Single Colour Remotes
	Single Colour Touch Panels
	VP Controller (Remotes & Touch Panels)
	WT5 Controller (Wi-Fi & Voice Control)
Sensor Switch (page 127-130)	See Sensor Switch page for product details
Accessories (page 137-142)	See Accessories page for product details

Optional Components

Code	Description
AP1213-1	Aluminium Profile 1m



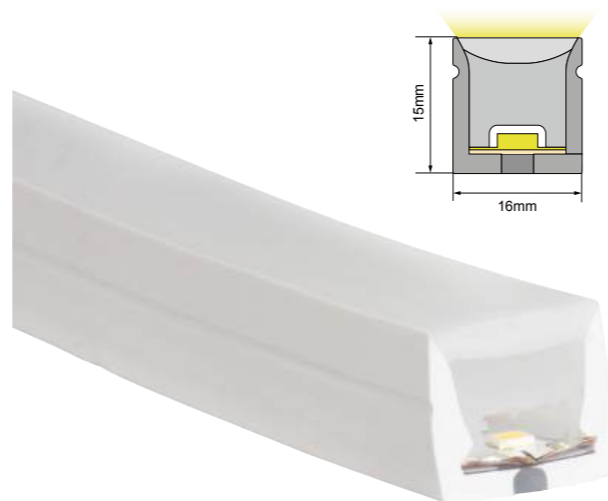
FN1615 Flex Neon Top Bend Single Colour 120 LED/Metre - IP67

- Voltage 24V/DC
- Package 10 metres/reel
- Power/m 14.4W
- Made to measure service available

LED Neon Top View Profile 16mm x 15mm.
Seamless and uniform light output, dot free.

Features

- LED Type: 2835
- CRI 90
- Long life span LED light, more than 50,000 hours+
- Operating temperature: -25-60°C
- Bendable at vertical direction
- Switchable and/or dimmable by using single colour controller, sensor switch or Wi-Fi App
- IP67 waterproof / dust tight



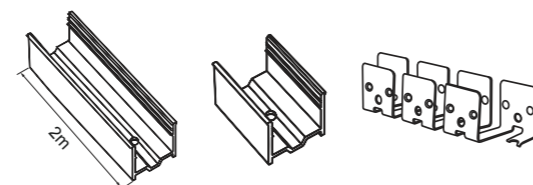
Code	Size (mm)	Colour	Cut Every (LEDs)	LEDs/m	Lumen/m
FN1615TB-CW-120-24V	W16xH15	Cool White 6500k	6 (50mm)	120	935
FN1615TB-NW-120-24V		Natural White 4000K			952
FN1615TB-WW-120-24V		Warm White 3000K			901

Compatible Accessories

Power Supply (page 131-135)	24V-60W (up to 3.5m)
	24V-120W (up to 7m)
	Other specialist power supplies
Controller (page 115-124)	Single Colour Remotes
	Single Colour Touch Panels
	VP Controller (Remotes & Touch Panels)
	WT5 Controller (Wi-Fi & Voice Control)
Sensor Switch (page 127-130)	See Sensor Switch page for product details
Accessories (page 137-142)	See Accessories page for product details

Optional Components

Code	Description
FN1615-AP-2	LED Profile 2m/pc
FN1615-MC	Mounting Clip
FN1615-CP-1	Curved Profile 1m/pc



FN1615 Flex Neon Top Bend RGBW Multi-Colour 96 LED/Metre - IP67

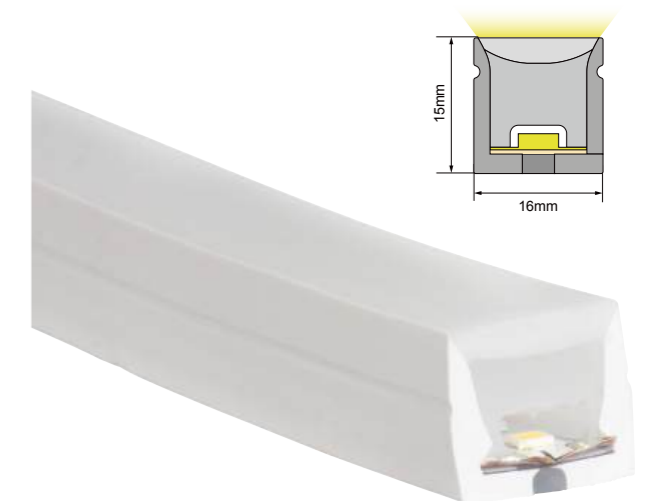
- Voltage 24V/DC
- Package 10 metres/reel
- Power/m 15W
- Made to measure service available

LED Neon Top View Profile 16mm x 15mm. Seamless and uniform light output, dot free.

RGBW - 4 colours in one LED including cool white. Suited to decorative lighting of different entertainment applications.

Features

- LED Type: 5050
- Long life span LED light, more than 50,000 hours+
- Operating temperature: -25-60°C
- Bendable at vertical direction
- Switchable and/or dimmable by using RGBW controller, or Wi-Fi App
- IP67 waterproof / dust tight



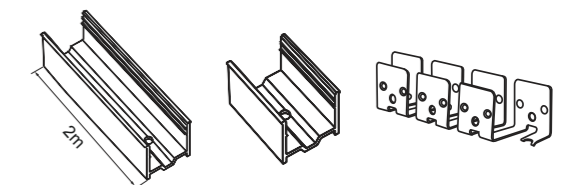
Code	Size (mm)	Colour	Cut Every (LEDs)	LEDs/m	Lumen/m
FN1615TB-RGBW-96-24V	W16xH15	Red	6 (62.5mm)	96	62
		Green			173
		Blue			33
		Cool White 6500K			181

Compatible Accessories


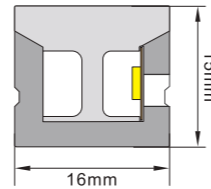
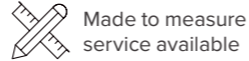
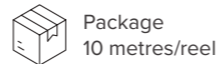
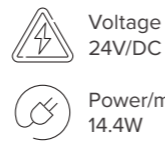
Power Supply (page 131-135)	24V-60W (up to 2.5m)
	24V-120W (up to 5m)
Controller (page 115-124)	RGBW+WW (CCT) Remotes
	RGBW+WW (CCT) Touch Panels
	V5-M Controller (Remotes & Touch Panels)
	WT5 Controller (Wi-Fi & Voice Control)
Accessories (page 137-142)	See Accessories page for product details

Optional Components

Code	Description
FN1615-AP-2	LED Profile 2m/pc
FN1615-MC	Mounting Clip
FN1615-CP-1	Curved Profile 1m/pc



FN1615 Flex Neon Side Bend Single Colour 120 LED/Metre - IP67



LED Neon Side View Profile 16mm x 15mm.
Seamless and uniform light output, dot free.

Features

- LED Type: 2835
- CRI 90
- Long life span LED light, more than 50,000 hours+
- Operating temperature: -25-60°C
- Bendable at horizontal direction
- Switchable and/or dimmable by using single colour controller, sensor switch or Wi-Fi App
- IP67 waterproof / dust tight

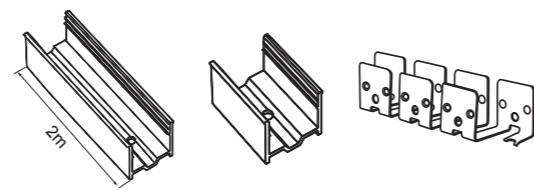
Code	Size (mm)	Colour	Cut Every (LEDs)	LEDs/m	Lumen/m
FN1615SB-CW-120-24V	W16xH15	Cool White 6500k	6 (50mm)	120	950
FN1615SB-NW-120-24V		Natural White 4000K			968
FN1615SB-WW-120-24V		Warm White 3000K			916

Compatible Accessories


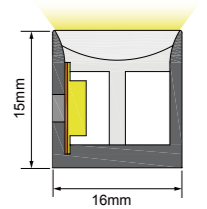
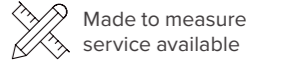
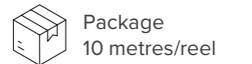
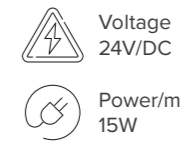
Power Supply (page 131-135)	24V-60W (up to 3.5m)
	24V-120W (up to 7m)
	Other specialist power supplies
Controller (page 115-124)	Single Colour Remotes
	Single Colour Touch Panels
	VP Controller (Remotes & Touch Panels)
	WT5 Controller (Wi-Fi & Voice Control)
Sensor Switch (page 127-130)	See Sensor Switch page for product details
Accessories (page 137-142)	See Accessories page for product details

Optional Components

Code	Description
FN1615-AP-2	LED Profile 2m/pc
FN1615-MC	Mounting Clip
FN1615-CP-1	Curved Profile 1m/pc



FN1615 Flex Neon Side Bend RGBW Multi-Colour 96 LED/Metre - IP67



LED Neon Side View Profile 16mm x 15mm. Seamless and uniform light output, dot free.

RGBW - 4 colours in one LED including cool white. Suited to decorative lighting of different entertainment applications.

Features

- LED Type: 5050
- Long life span LED light, more than 50,000 hours+
- Operating temperature: -25-60°C
- Bendable at horizontal direction
- Switchable and/or dimmable by using RGBW controller, or Wi-Fi App
- IP67 waterproof / dust tight

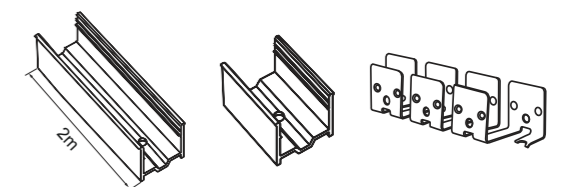
Code	Size (mm)	Colour	Cut Every (LEDs)	LEDs/m	Lumen/m
FN1615SB-RGBW-96-24V	W16xH15	Red	6 (62.5mm)	96	63
		Green			176
		Blue			34
		Cool White 6500K			185

Compatible Accessories

Power Supply (page 131-135)	24V-60W (up to 2.5m)
	24V-120W (up to 5m)
Controller (page 115-124)	RGBW+WW (CCT) Remotes
	RGBW+WW (CCT) Touch Panels
	V5-M Controller (Remotes & Touch Panels)
	WT5 Controller (Wi-Fi & Voice Control)
Accessories (page 137-142)	See Accessories page for product details

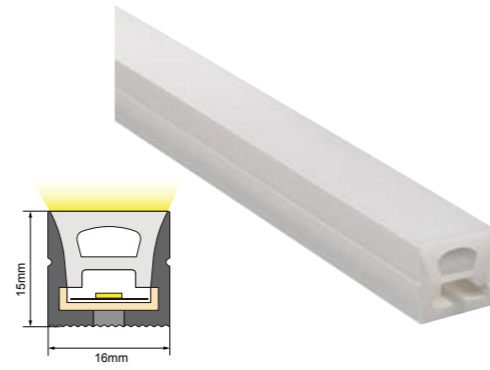
Optional Components

Code	Description
FN1615-AP-2	LED Profile 2m/pc
FN1615-MC	Mounting Clip
FN1615-CP-1	Curved Profile 1m/pc



FNT1615 Flex Neon Tube Top Bend IP67

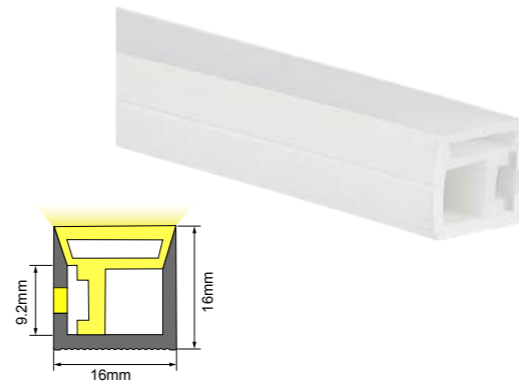
- LED Neon Tube Top View Profile 16mm x 15mm
- Fits LED Strip up to 10mm width
- IP67 waterproof / dust tight



FNT1615TB

FNT1616 Flex Neon Tube Side Bend IP67

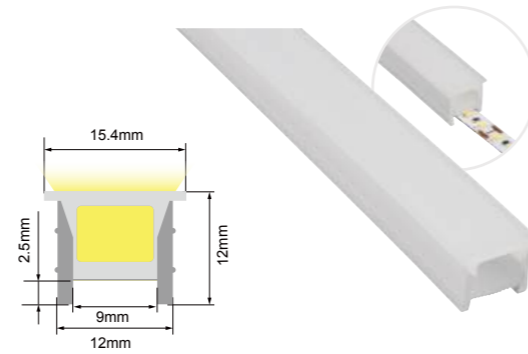
- LED Neon Tube Side View Profile 16mm x 16mm
- Fits LED Strip up to 10mm width
- IP67 waterproof / dust tight



FNT1616SB

FNC1212 Flex Neon Cover

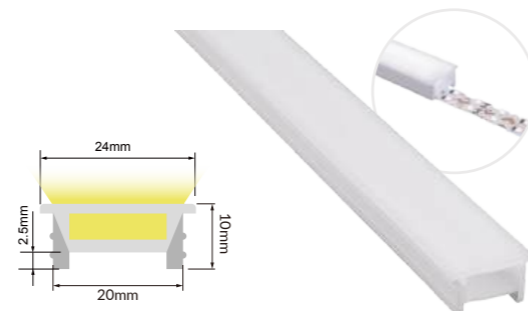
- LED Neon Cover Profile 12mm x 12mm
- Bendable at horizontal or vertical direction
- Fits LED Strip up to 8mm width
- IP67 waterproof / dust tight



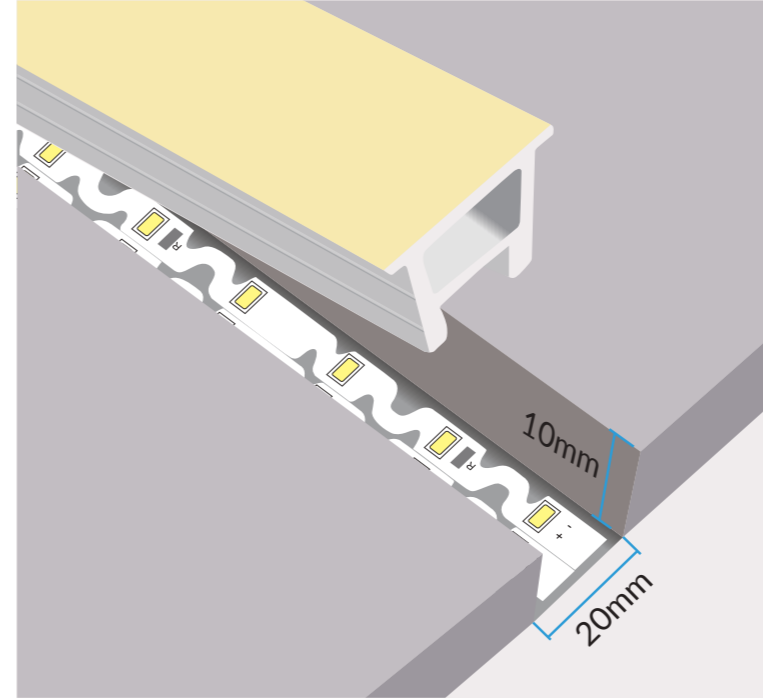
FNC1212

FNC2010 Flex Neon Cover





- LED Neon Cover Profile 20mm x 10mm
- Bendable at horizontal or vertical direction
- Fits LED Strip up to 15mm width
- IP67 waterproof / dust tight



FNC2010



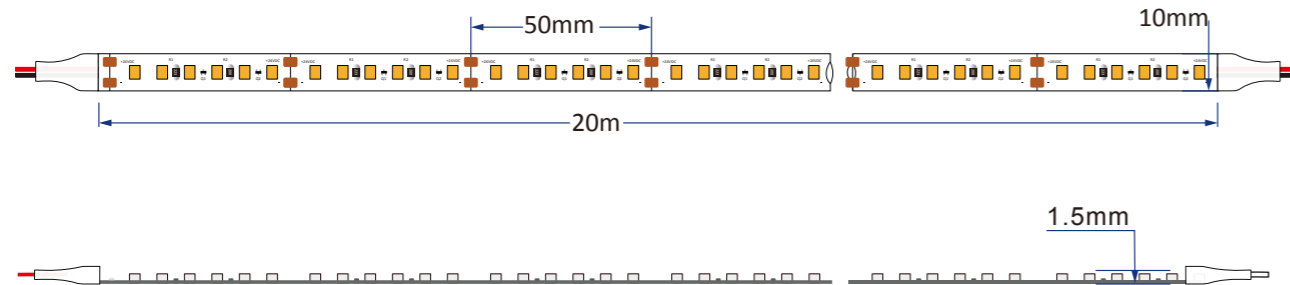
2835UL Single Colour 120 LED/Metre (20M) Ultra-Long Series

-  Voltage 24V/DC
-  Package 20 metres/reel
-  Power/m 6W
-  Made to measure service available

Long-distance lighting, allowing up to 20 metre lengths with a single power feed without voltage drop.

Features

- LED Type: 2835
- CRI 90
- LED beam angle 120°
- Long life span LED light, more than 50,000 hours+
- Operating temperature: -20-50°C
- 3M adhesive tape
- Switchable and/or dimmable by using single colour controller, sensor switch or Wi-Fi app
- IP20 non-waterproof







Code	Size (mm)	Colour	Cut Every (LEDs)	LEDs/m	Lumen/m
2835UL-CW-120-24V	W10xH2.5	Cool White 6500K	6 (50mm)	120	660
2835UL-NW-120-24V		Natural White 4000K			640
2835UL-WW-120-24V		Warm White 3000K			630

Compatible Accessories

Power Supply (page 131-135)	24V-60W (up to 8m)
	24V-120W (up to 15m)
	24V-150W (up to 20m)
	Other specialist power supplies
Controller (page 115-124)	Single Colour Remotes
	Single Colour Touch Panels
	VP Controller (Remotes & Touch Panels)
	WT5 Controller (Wi-Fi & Voice Control)
Sensor Switch (page 127-130)	See Sensor Switch page for product details
Accessories (page 137-142)	See Accessories page for product details

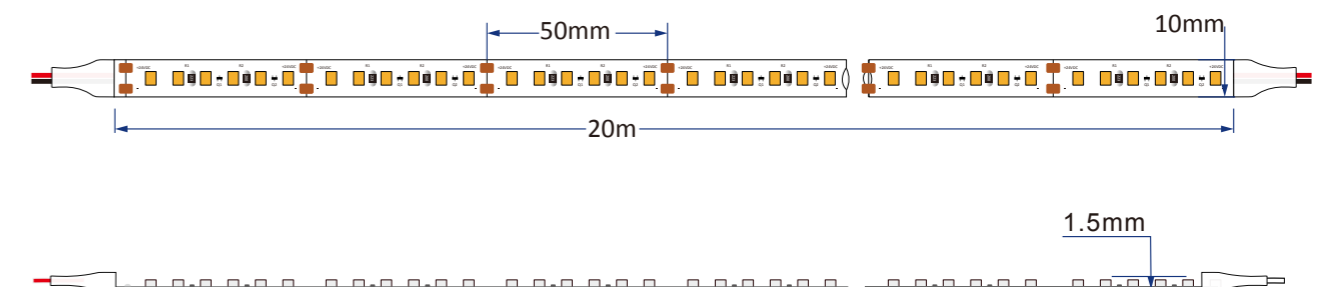
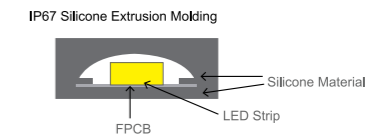
2835UL Single Colour 120 LED/Metre (20M) - IP67 Ultra-Long Series

-  Voltage 24V/DC
-  Package 20 metres/reel
-  Power/m 6W
-  Made to measure service available

Ultra-Long Series. Long-distance lighting, allowing up to 20 metre lengths with a single power feed without voltage drop.

Features

- LED Type: 2835
- CRI 90
- LED beam angle 120°
- Long life span LED light, more than 50,000 hours+
- Operating temperature: -20-50°C
- 3M adhesive tape
- Switchable and/or dimmable by using single colour controller, sensor switch or Wi-Fi app
- IP67 waterproof / dust tight



Code	Size (mm)	Colour	Cut Every (LEDs)	LEDs/m	Lumen/m
2835UL-IP67-CW-120-24V	W12xH5	Cool White 6500K	6 (50mm)	120	570
2835UL-IP67-NW-120-24V		Natural White 4000K			550
2835UL-IP67-WW-120-24V		Warm White 3000K			540

Compatible Accessories

Power Supply (page 131-135)	24V-60W (up to 8m)
	24V-120W (up to 15m)
	24V-150W (up to 20m)
	Other specialist power supplies
Controller (page 115-124)	Single Colour Remotes
	Single Colour Touch Panels
	VP Controller (Remotes & Touch Panels)
	WT5 Controller (Wi-Fi & Voice Control)
Sensor Switch (page 127-130)	See Sensor Switch page for product details
Accessories (page 137-142)	See Accessories page for product details

5050UL RGBW Multi-Colour 60 LED/Metre (15M) Ultra-Long Series

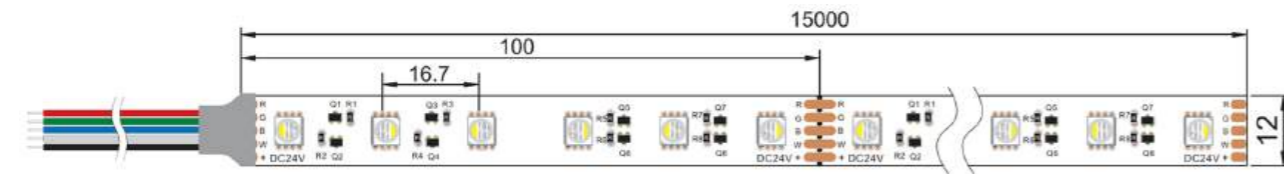
- Voltage 24V/DC
- Package 15 metres/reel
- Power/m 9.6W
- Made to measure service available

RGBW - 4 colours in one LED including cool white. Suited to decorative lighting of different entertainment applications.

Ultra-Long Series. Long-distance lighting, allowing up to 15 metre lengths with a single power feed without voltage drop.

Features

- LED Type: 5050
- Single colour or four colours can be controlled together or separately
- LED beam angle 120°
- Long life span LED light, more than 50,000 hours+
- Operating temperature: -20-50°C
- 3M adhesive tape
- Switchable, dimmable and colour controllable by using RGBW controller, or Wi-Fi app
- IP20 non-waterproof



Code	Size (mm)	Colour	Cut Every (LEDs)	LEDs/m	Lumen/m
5050UL-RGBW-60-24V	W12xH3	Red	6 (100mm)	60	75
		Green			188
		Blue			36
		Cool White 6500K			200

Compatible Accessories

Power Supply (page 131-135)	24V-60W (up to 5m)
	24V-120W (up to 10m)
	24V-150W (up to 12m)
	24V-240W (up to 15m)
	Other specialist power supplies
Controller (page 115-124)	RGBW Remotes
	RGBW Touch Panels
	VP Controller (Remotes & Touch Panels)
	WT5 Controller (Wi-Fi & Voice Control)
Accessories (page 137-142)	See Accessories page for product details

5050UL RGBW Multi-Colour 60 LED/Metre (15M) - IP67 Ultra-Long Series

- Voltage 24V/DC
- Package 15 metres/reel
- Power/m 9.6W
- Made to measure service available

RGBW - 4 colours in one LED including cool white. Suited to decorative lighting of different entertainment applications.

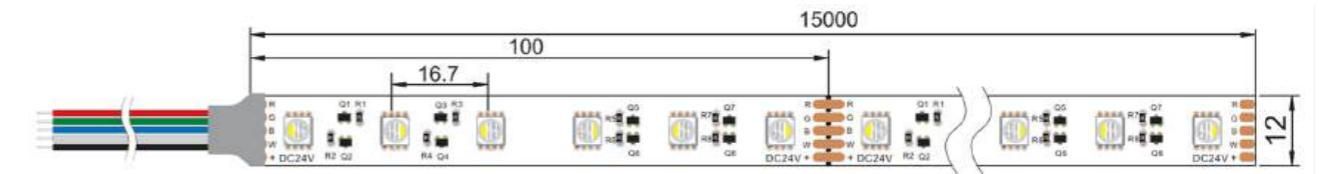
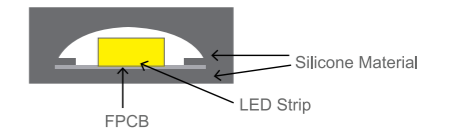
Ultra-Long Series. Long-distance lighting, allowing up to 15 metre lengths with a single power feed without voltage drop.

Features

- LED Type: 5050
- Single colour or four colours can be controlled together or separately
- LED beam angle 120°
- Long life span LED light, more than 50,000 hours+
- Operating temperature: -20-50°C
- 3M adhesive tape
- Switchable, dimmable and colour controllable by using RGBW controller, or Wi-Fi app
- IP67 waterproof / dust tight



IP67 Silicone Extrusion Molding







Code	Size (mm)	Colour	Cut Every (LEDs)	LEDs/m	Lumen/m
5050UL-IP67-RGBW-60-24V	W12xH5	Red	6 (100mm)	60	64
		Green			160
		Blue			32
		Cool White 6500K			172

Compatible Accessories

Power Supply (page 131-135)	24V-60W (up to 5m)
	24V-120W (up to 10m)
	24V-150W (up to 12m)
	24V-240W (up to 15m)
	Other specialist power supplies
Controller (page 115-124)	RGBW Remotes
	RGBW Touch Panels
	VP Controller (Remotes & Touch Panels)
	WT5 Controller (Wi-Fi & Voice Control)
Accessories (page 137-142)	See Accessories page for product details

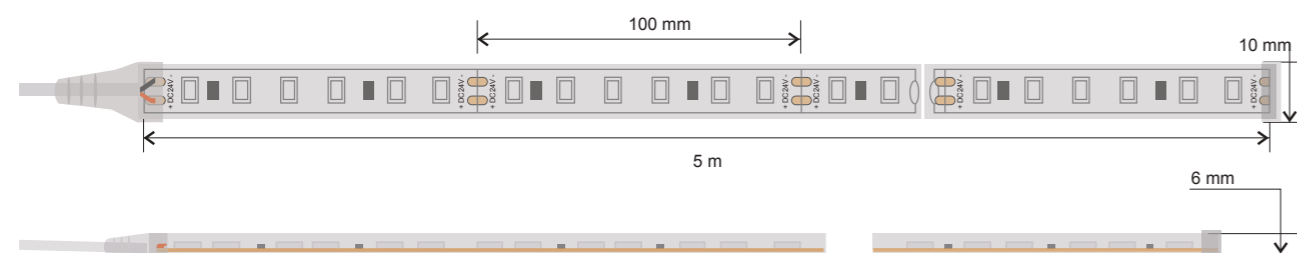
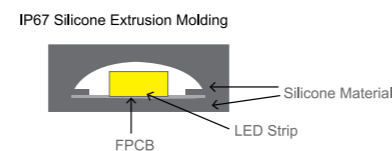
2835 Grow Light Full Spectrum 60 LED/Metre

-  Voltage 24V/DC
-  Package 5 metres/reel
-  Power/m 14.4W
-  Made to measure service available

LED grow light full spectrum - small in size, low heat & power emission, ideal for various horticultural applications.

Features

- LED Type: 2835
- Long life span LED light, more than 50,000 hours+
- Operating temperature: -20-50°C
- 3M adhesive tape
- Switchable and/or dimmable by using single colour controller, sensor switch or Wi-Fi app
- IP67 waterproof / dust tight



Code	Size (mm)	Colour	Cut Every (LEDs)	LEDs/m
2835-FSP-60-24V	W10xH4	Full Spectrum	6 (100mm)	60

Compatible Accessories

Power Supply (page 131-135)	24V-60W (up to 3.5m)
	24V-120W (up to 7m)
	Other specialist power supplies
Controller (page 115-124)	Single Colour Remotes
	Single Colour Touch Panels
	VP Controller (Remotes & Touch Panels)
	WT5 Controller (Wi-Fi & Voice Control)
Sensor Switch (page 127-130)	See Sensor Switch page for product details
Accessories (page 137-142)	See Accessories page for product details



LED Aluminium Profiles

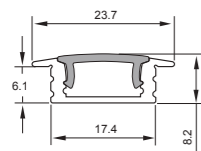
Recessed	76
Surface Mount / Recessed	80
Corner	89
Ceiling	91
Wardrobe	94
Glass Shelf	96
Wall / Ceiling	97
Floor	98
Bendable	99

AP2507 Recessed LED Aluminium Profile

Made to measure
service available

Features

- Shallow recessed
- Recess depth 7mm
- Recess width 17.4mm
- Internal width 12.4mm
- Material: Anodized aluminium extrusion
- Lengths: 2m, 3m
- Dimensions: 23.7 x 8.2mm
- Aluminium colour option: Silver, black, white
- Cover option: Frosted, clear, black, white



Code	Size (mm)	Colour	Cover	End Cap Included
AP2507-SR-FC-2	L2000xW23.7xH8.2	Silver	Frosted	x 4
AP2507-SR-FC-3	L3000xW23.7xH8.2	Silver	Frosted	x 6
AP2507-SR-CC-2	L2000xW23.7xH8.2	Silver	Clear	x 4
AP2507-SR-CC-3	L3000xW23.7xH8.2	Silver	Clear	x 6
AP2507-BK-FC-2	L2000xW23.7xH8.2	Black	Frosted	x 4
AP2507-BK-FC-3	L3000xW23.7xH8.2	Black	Frosted	x 6
AP2507-BK-CC-2	L2000xW23.7xH8.2	Black	Clear	x 4
AP2507-BK-CC-3	L3000xW23.7xH8.2	Black	Clear	x 6
AP2507-BK-BC-2	L2000xW23.7xH8.2	Black	Black	x 4
AP2507-BK-BC-3	L3000xW23.7xH8.2	Black	Black	x 6
AP2507-WH-FC-2	L2000xW23.7xH8.2	White	Frosted	x 4
AP2507-WH-FC-3	L3000xW23.7xH8.2	White	Frosted	x 6
AP2507-WH-CC-2	L2000xW23.7xH8.2	White	Clear	x 4
AP2507-WH-CC-3	L3000xW23.7xH8.2	White	Clear	x 6

Optional Components

Code	Description
AP2507-FC-2	Frosted Cover 2m
AP2507-FC-3	Frosted Cover 3m
AP2507-CC-2	Clear Cover 2m
AP2507-CC-3	Clear Cover 3m
AP2507-BC-2	Black Cover 2m
AP2507-BC-3	Black Cover 3m
AP2507-EC-SR	End Cap Silver
AP2507-EC-BK	End Cap Black
AP2507-EC-WH	End Cap White

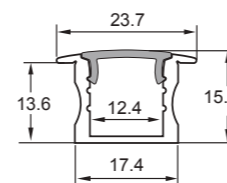


AP2515 Recessed LED Aluminium Profile

Made to measure
service available

Features

- Deep recessed
- Recess depth 14mm
- Recess width 17.4mm
- Internal width 12.4mm
- Material: Anodized aluminium extrusion
- Lengths: 2m, 3m
- Dimensions: 23.7 x 15.7mm
- Aluminium colour option: Silver
- Cover option: Frosted, clear



Code	Size (mm)	Colour	Cover	End Cap Included
AP2515-SR-FC-2	L2000xW23.7xH15.7	Silver	Frosted	x 4
AP2515-SR-FC-3	L3000xW23.7xH15.7	Silver	Frosted	x 6
AP2515-SR-CC-2	L2000xW23.7xH15.7	Silver	Clear	x 4
AP2515-SR-CC-3	L3000xW23.7xH15.7	Silver	Clear	x 6

Optional Components

Code	Description
AP2515-FC-2	Frosted Cover 2m
AP2515-FC-3	Frosted Cover 3m
AP2515-CC-2	Clear Cover 2m
AP2515-CC-3	Clear Cover 3m
AP2515-EC-SR	End Cap Silver

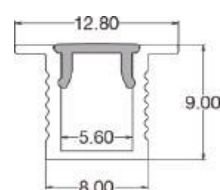


AP1209 Recessed LED Aluminium Profile

Made to measure service available

Features

- Narrow recessed
- Recess depth 9mm
- Recess width 8mm
- Internal width 5.6mm
- Material: Anodized aluminium extrusion
- Lengths: 2m, 3m
- Dimensions: 12.8 x 9mm
- Aluminium colour option: Silver
- Cover option: Frosted



Compatible LED Strip: 2835-120-W5 Single Colour 120 LED/Metre.

Page 50

Code	Size (mm)	Colour	Cover	End Cap Included
AP1209-SR-FC-2	L2000xW12.8xH9	Silver	Frosted	x 4
AP1209-SR-FC-3	L3000xW12.8xH9	Silver	Frosted	x 6

Optional Components

Code	Description
AP1209-FC-2	Frosted Cover 2m
AP1209-FC-3	Frosted Cover 3m
AP1209-EC-SR	End Cap Silver

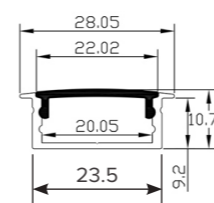


AP2810 Recessed LED Aluminium Profile

Made to measure service available

Features


- Wide recessed
- Recess depth 10mm
- Recess width 23.5mm
- Internal width 20mm
- Material: Anodized aluminium extrusion
- Lengths: 2m, 3m
- Dimensions: 28.05 x 10.72mm
- Aluminium colour option: Silver, black
- Cover option: Frosted



Code	Size (mm)	Colour	Cover	End Cap Included
AP2810-SR-FC-2	L2000xW28xH10.72	Silver	Frosted	x 4
AP2810-SR-FC-3	L3000xW28xH10.72	Silver	Frosted	x 6
AP2810-BK-FC-2	L2000xW28xH10.72	Black	Frosted	x 4
AP2810-BK-FC-3	L3000xW28xH10.72	Black	Frosted	x 6

Optional Components

Code	Description
AP2810-FC-2	Frosted Cover 2m
AP2810-FC-3	Frosted Cover 3m
AP2810-EC-SR	End Cap Silver
AP2810-EC-BK	End Cap Black

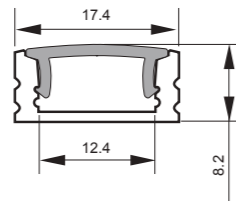


AP1707 Surface Mounted/Recessed LED Aluminium Profile

Made to measure service available

Features

- Surface mount/recess low profile
- Internal width 12.4mm
- Material: Anodized aluminium extrusion
- Lengths: 2m, 3m
- Dimensions: 17.4 x 8.2mm
- Aluminium colour option: Silver, black, white
- Cover option: Frosted, clear, black, white



Code	Size (mm)	Colour	Cover	End Cap Included	Mounting Clip included
AP1707-SR-FC-2	L2000xW17.4xH8.2	Silver	Frosted	x 4	x 6
AP1707-SR-FC-3	L3000xW17.4xH8.2	Silver	Frosted	x 6	x 9
AP1707-SR-CC-2	L2000xW17.4xH8.2	Silver	Clear	x 4	x 6
AP1707-SR-CC-3	L3000xW17.4xH8.2	Silver	Clear	x 6	x 9
AP1707-BK-FC-2	L2000xW17.4xH8.2	Black	Frosted	x 4	x 6
AP1707-BK-FC-3	L3000xW17.4xH8.2	Black	Frosted	x 6	x 9
AP1707-BK-CC-2	L2000xW17.4xH8.2	Black	Clear	x 4	x 6
AP1707-BK-CC-3	L3000xW17.4xH8.2	Black	Clear	x 6	x 9
AP1707-BK-BC-2	L2000xW17.4xH8.2	Black	Black	x 4	x 6
AP1707-BK-BC-3	L3000xW17.4xH8.2	Black	Black	x 6	x 9
AP1707-WH-FC-2	L2000xW17.4xH8.2	White	Frosted	x 4	x 6
AP1707-WH-FC-3	L3000xW17.4xH8.2	White	Frosted	x 6	x 9
AP1707-WH-CC-2	L2000xW17.4xH8.2	White	Clear	x 4	x 6
AP1707-WH-CC-3	L3000xW17.4xH8.2	White	Clear	x 6	x 9

Optional Components

Code	Description
AP1707-FC-2	Frosted Cover 2m
AP1707-FC-3	Frosted Cover 3m
AP1707-CC-2	Clear Cover 2m
AP1707-CC-3	Clear Cover 3m
AP1707-BC-2	Black Cover 2m
AP1707-BC-3	Black Cover 3m
AP1707-EC-SR	End Cap Silver
AP1707-EC-BK	End Cap Black
AP1707-EC-WH	End Cap White
AP1707-MC-SR	Mounting Clip Silver
AP1707-MC-BK	Mounting Clip Black
AP1707-MC-WH	Mounting Clip White

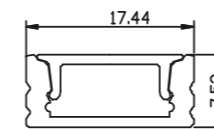


AP1707F Surfaced Mounted/Recessed LED Aluminium Profile

Made to measure service available

Features

- Surface mount/recess low profile with flat cover
- Internal width 12.4mm
- Material: Anodized aluminium extrusion
- Lengths: 2m, 3m
- Dimensions: 17.4 x 7.5mm
- Aluminium colour option: Silver, black, white
- Cover option: Frosted, black



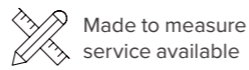
Code	Size (mm)	Colour	Cover	End Cap Included	Mounting Clip included
AP1707F-SR-FC-2	L2000xW17.4xH7.5	Silver	Frosted	x 4	x 6
AP1707F-SR-FC-3	L3000xW17.4xH7.5	Silver	Frosted	x 6	x 9
AP1707F-BK-FC-2	L2000xW17.4xH7.5	Black	Frosted	x 4	x 6
AP1707F-BK-FC-3	L3000xW17.4xH7.5	Black	Frosted	x 6	x 9
AP1707F-BK-BC-2	L2000xW17.4xH7.5	Black	Black	x 4	x 6
AP1707F-BK-BC-3	L3000xW17.4xH7.5	Black	Black	x 6	x 9
AP1707F-WH-FC-2	L2000xW17.4xH7.5	White	Frosted	x 4	x 6
AP1707F-WH-FC-3	L3000xW17.4xH7.5	White	Frosted	x 6	x 9

Optional Components

Code	Description
AP1707F-FC-2	Frosted Cover 2m
AP1707F-FC-3	Frosted Cover 3m
AP1707F-BC-2	Black Cover 2m
AP1707F-BC-3	Black Cover 3m
AP1707F-EC-SR	End Cap Silver
AP1707F-EC-BK	End Cap Black
AP1707F-EC-WH	End Cap White
AP1707F-MC-SR	Mounting Clip Silver
AP1707F-MC-BK	Mounting Clip Black
AP1707F-MC-WH	Mounting Clip White

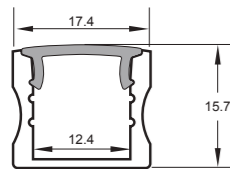


AP1715 Surface Mounted/Recessed LED Aluminium Profile



Features

- Surface mount/recess deep profile
- Internal width 12.4mm
- Material: Anodized aluminium extrusion
- Lengths: 2m, 3m
- Dimensions: 17.4 x 15.7mm
- Aluminium colour option: silver, black
- Cover option: Frosted, clear, black



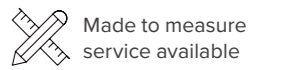
Code	Size (mm)	Colour	Cover	End Cap Included	Mounting Clip included
AP1715-SR-FC-2	L2000xW17.4xH15.7	Silver	Frosted	x 4	x 6
AP1715-SR-FC-3	L3000xW17.4xH15.7	Silver	Frosted	x 6	x 9
AP1715-SR-CC-2	L2000xW17.4xH15.7	Silver	Clear	x 4	x 6
AP1715-SR-CC-3	L3000xW17.4xH15.7	Silver	Clear	x 6	x 9
AP1715-BK-FC-2	L2000xW17.4xH15.7	Black	Frosted	x 4	x 6
AP1715-BK-FC-3	L3000xW17.4xH15.7	Black	Frosted	x 6	x 9
AP1715-BK-CC-2	L2000xW17.4xH15.7	Black	Clear	x 4	x 6
AP1715-BK-CC-3	L3000xW17.4xH15.7	Black	Clear	x 6	x 9
AP1715-BK-BC-2	L2000xW17.4xH15.7	Black	Black	x 4	x 6
AP1715-BK-BC-3	L3000xW17.4xH15.7	Black	Black	x 6	x 9

Optional Components

Code	Description
AP1715-FC-2	Frosted Cover 2m
AP1715-FC-3	Frosted Cover 3m
AP1715-CC-2	Clear Cover 2m
AP1715-CC-3	Clear Cover 3m
AP1715-BC-2	Black Cover 2m
AP1715-BC-3	Black Cover 3m
AP1715-EC-SR	End Cap Silver
AP1715-EC-BK	End Cap Black
AP1715-MC-SR	Mounting Clip Silver
AP1715-MC-BK	Mounting Clip Black

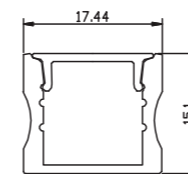


AP1715F Surface Mounted/Recessed LED Aluminium Profile



Features

- Surface mount/recess deep profile with flat cover
- Internal width 12.4mm
- Material: Anodized aluminium extrusion
- Lengths: 2m, 3m
- Dimensions: 17.4 x 15.1mm
- Aluminium colour option: Silver, black
- Cover option: Frosted, black



Code	Size (mm)	Colour	Cover	End Cap Included	Mounting Clip included
AP1715F-SR-FC-2	L2000xW17.4xH15.1	Silver	Frosted	x 4	x 6
AP1715F-SR-FC-3	L3000xW17.4xH15.1	Silver	Frosted	x 6	x 9
AP1715F-BK-FC-2	L2000xW17.4xH15.1	Black	Frosted	x 4	x 6
AP1715F-BK-FC-3	L3000xW17.4xH15.1	Black	Frosted	x 6	x 9
AP1715F-BK-BC-2	L2000xW17.4xH15.1	Black	Black	x 4	x 6
AP1715F-BK-BC-3	L3000xW17.4xH15.1	Black	Black	x 6	x 9

Optional Components

Code	Description
AP1715F-FC-2	Frosted Cover 2m
AP1715F-FC-3	Frosted Cover 3m
AP1715F-BC-2	Black Cover 2m
AP1715F-BC-3	Black Cover 3m
AP1715F-EC-SR	End Cap Silver
AP1715F-EC-BK	End Cap Black
AP1715F-MC-SR	Mounting Clip Silver
AP1715F-MC-BK	Mounting Clip Black


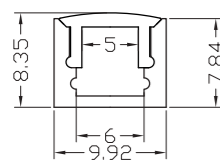


AP1008 Surface Mounted/Recessed LED Aluminium Profile

Made to measure service available

Features

- Narrow Surface mount/recess
- Internal width 5.6mm
- Material: Anodized aluminium extrusion
- Lengths: 2m, 3m
- Dimensions: 10 x 8mm
- Aluminium colour option: Silver
- Cover option: Frosted



Compatible LED Strip:
2835-120-W5 Single
Colour 120 LED/Metre.

Page 50

Code	Size (mm)	Colour	Cover	End Cap Included	Mounting Clip Included
AP1008-SR-FC-2	L2000xW10xH8	Silver	Frosted	x 4	x 6
AP1008-SR-FC-3	L3000xW10xH8	Silver	Frosted	x 6	x 9

Optional Components

Code	Description
AP1008-FC-2	Frosted Cover 2m
AP1008-FC-3	Frosted Cover 3m
AP1008-EC-SR	End Cap Silver
AP1008-MC-SR	Mounting Clip Silver


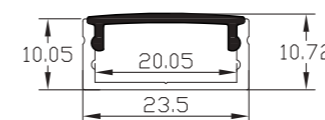


AP2310 Surface Mounted/Recessed LED Aluminium Profile

Made to measure service available

Features


- Wide Surface mount/recess
- Internal width 20mm
- Material: Anodized aluminium extrusion
- Lengths: 2m, 3m
- Dimensions: 23.5 x 10.72mm
- Aluminium colour option: Silver, black
- Cover option: Frosted



Code	Size (mm)	Colour	Cover	End Cap Included	Mounting Clip Included
AP2310-SR-FC-2	L2000xW23.5xH10.7	Silver	Frosted	x 4	x 6
AP2310-SR-FC-3	L3000xW23.5xH10.7	Silver	Frosted	x 6	x 9
AP2310-BK-FC-2	L2000xW23.5xH10.7	Black	Frosted	x 4	x 6
AP2310-BK-FC-3	L3000xW23.5xH10.7	Black	Frosted	x 6	x 9

Optional Components

Code	Description
AP2310-FC-2	Frosted Cover 2m
AP2310-FC-3	Frosted Cover 3m
AP2310-EC-SR	End Cap Silver
AP2310-EC-BK	End Cap Black
AP2310-MC-SR	Mounting Clip Silver
AP2310-MC-BK	Mounting Clip Black

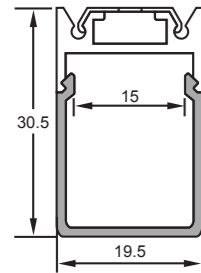


AP1703 Surface Mounted LED Aluminium Profile

Made to measure service available

Features

- Application: Surface Mount, Pendant
- Internal width 16.5mm
- Material: Anodized Aluminium Extrusion
- Lengths: 2m
- Dimensions: 30.5 x 19.5mm
- Aluminium Colour Option: Silver
- Cover option: Frosted



Code	Size (mm)	Colour	Cover	End Cap Included	Mounting Clip Included
AP1703-SR-FC-2	L2000xW19.5xH30.5	Silver	Frosted	x 4	x 6

Optional Components

Code	Description
AP1703-EC-SR	End Cap Silver
AP1703-MC	Mounting Clip
AP1703-FC-2	Frosted Cover 2m
AP1703-SK	Suspension Kit 1.5m

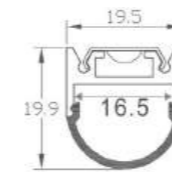


AP1920 Surface Mounted LED Aluminium Profile

Made to measure service available

Features

- Application: Surface Mount, Pendant
- Internal width 16.5mm
- Material: Anodized aluminium extrusion
- Lengths: 2m
- Dimensions: 19.5 x 19.9mm
- Aluminium colour option: Silver
- Cover option: Frosted



Code	Size (mm)	Colour	Cover	End Cap Included	Mounting Clip Included
AP1920-SR-FC-2	L2000xW19.5xH19.9	Silver	Frosted	x 4	x 6

Optional Components

Code	Description
AP1920-EC-SR	End Cap Silver
AP1920-MC	Mounting Clip
AP1920-FC-2	Frosted Cover 2m
AP1920-SK	Suspension Kit 1.5m

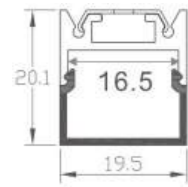


AP2020 Surface Mounted LED Aluminium Profile

Made to measure service available

Features


- Application: Surface Mount, Pendant
- Internal width 16.5mm
- Material: Anodized aluminium extrusion
- Lengths: 2m
- Dimensions: 19.5 x 20.1mm
- Aluminium colour option: Silver
- Cover option: Frosted



Code	Size (mm)	Colour	Cover	End Cap Included	Mounting Clip Included
AP2020-SR-FC-2	L2000xW19.5xH20.1	Silver	Frosted	x 4	x 6

Optional Components

Code	Description
AP2020-EC-SR	End Cap Silver
AP2020-MC	Mounting Clip
AP2020-FC-2	Frosted Cover 2m
AP2020-SK	Suspension Kit 1.5m

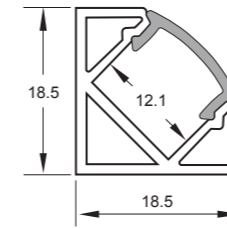


AP1919 Corner LED Aluminium Profile

Made to measure service available

Features

- Application: Corner 45°
- Internal width 12.1mm
- Material: Anodized aluminium extrusion
- Lengths: 2m, 3m
- Dimensions: 19 x 19mm
- Aluminium colour option: Silver, black
- Cover option: Frosted, clear, black



Code	Size (mm)	Colour	Cover	End Cap Included	Mounting Clip included
AP1919-SR-FC-2	L2000xW19xH19	Silver	Frosted	x 4	x 6
AP1919-SR-FC-3	L3000xW19xH19	Silver	Frosted	x 6	x 9
AP1919-SR-CC-2	L2000xW19xH19	Silver	Clear	x 4	x 6
AP1919-SR-CC-3	L3000xW19xH19	Silver	Clear	x 6	x 9
AP1919-BK-FC-2	L2000xW19xH19	Black	Frosted	x 4	x 6
AP1919-BK-FC-3	L3000xW19xH19	Black	Frosted	x 6	x 9
AP1919-BK-CC-2	L2000xW19xH19	Black	Clear	x 4	x 6
AP1919-BK-CC-3	L3000xW19xH19	Black	Clear	x 6	x 9
AP1919-BK-BC-2	L2000xW19xH19	Black	Black	x 4	x 6
AP1919-BK-BC-3	L3000xW19xH19	Black	Black	x 6	x 9

Optional Components

Code	Description
AP1919-FC-2	Frosted Cover 2m
AP1919-FC-3	Frosted Cover 3m
AP1919-BC-2	Black Cover 2m
AP1919-BC-3	Black Cover 3m
AP1919-CC-2	Clear Cover 2m
AP1919-CC-3	Clear Cover 3m
AP1919-EC-SR	End Cap Silver
AP1919-EC-BK	End Cap Black
AP1919-MC-SR	Mounting Clip Silver
AP1919-MC-BK	Mounting Clip Black

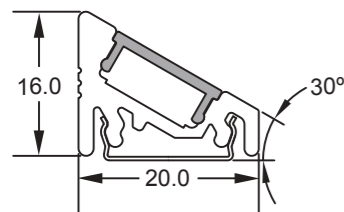


AP2016 Corner LED Aluminium Profile

Made to measure
service available

Features

- Application: Corner 30° or 60°
- Internal width 12mm
- Material: Anodized aluminium extrusion
- Lengths: 2m, 3m
- Dimensions: 20 x 16mm
- Aluminium colour option: Silver
- Cover option: Frosted



Code	Size (mm)	Colour	Cover	End Cap Included	Mounting Clip included
AP2016-SR-FC-2	L2000xW20xH16	Silver	Frosted	x 4	x 6
AP2016-SR-FC-3	L3000xW20xH16	Silver	Frosted	x 6	x 9

Optional Components

Code	Description
AP2016-FC-2	Frosted Cover 2m
AP2016-FC-3	Frosted Cover 3m
AP2016-EC-SR	End Cap Silver
AP2016-MC-SR	Mounting Clip Silver


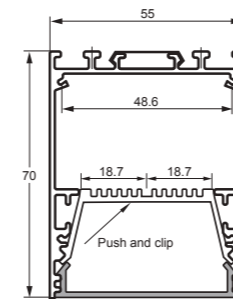


AP5570 Pendant LED Aluminium Profile

Made to measure
service available

Features

- Ideal for above bench top, island unit, reception, tables
- Application: Ceiling pendant (can also be surface mounted)
- Internal width 37mm
- Material: Anodized aluminium extrusion
- Lengths: 3m
- Dimensions: 55 x 70mm
- Aluminium colour option: Silver, black
- Cover option: Frosted
- Steel rope suspension kit 1.5m
- Can be joined to extend length



Code	Size (mm)	Colour	Cover	End Cap	Mounting Clip
AP5570-SR-FC-3	L3000xW55xH70	Silver	Frosted	x 6	x 6
AP5570-BK-FC-3	L3000xW55xH70	Black	Frosted	x 6	x 6

Optional Components

Code	Description
AP5570-FC-3	Frosted Cover 3m
AP5570-EC-SR	End Cap Silver
AP5570-EC-BK	End Cap Black
AP-C1	Connector Plate 180°
AP5570-MC	Mounting Clip
AP5570-SK	Suspension Kit 1.5m

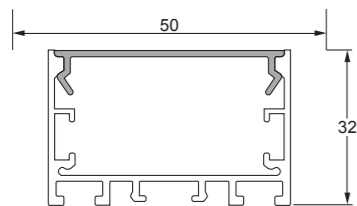


AP5032 Surface LED Aluminium Profile

Made to measure
service available

Features

- Application: Ceiling Surface mount (can also be pendant mounted)
- Internal width 39.18mm
- Material: Anodized aluminium extrusion
- Lengths: 2m
- Dimensions: 50 x 32mm
- Aluminium colour option: Silver
- Cover option: Frosted
- Can be joined to extend length



Code	Size (mm)	Colour	Cover	End Cap Included	Mounting Clip included
AP5032-SR-FC-2	L2000xW50xH32	Silver	Frosted	x 4	x 4

Optional Components

Code	Description
AP5032-FC-2	Frosted Cover 2m
AP5032-SK	Suspension Kit 1.5m
AP-C1	Connector Plate 180°
AP5032-EC-SR	End Cap Silver
AP5032-MC	Mounting Clip

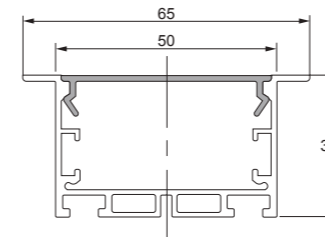


AP6532 Recessed LED Aluminium Profile

Made to measure
service available

Features

- Application: Ceiling recessed
- Internal width 39.18mm
- Material: Anodized aluminium extrusion
- Lengths: 2m
- Dimensions: 65 x 32mm
- Aluminium colour option: Silver
- Cover option: Frosted
- Can be joined to extend length



Code	Size (mm)	Colour	Cover	End Cap Included	Mounting Clip included
AP6532-SR-FC-2	L2000xW65xH32	Silver	Frosted	x 4	x 4

Optional Components

Code	Description
AP6532-FC-2	Frosted Cover 2m
AP-C1	Connector Plate 180°
AP6532-EC-SR	End Cap Silver
AP6532-MC	Mounting Clip

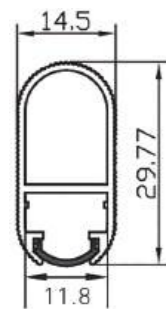


AP3015 Oval LED Aluminium Profile

Made to measure
service available

Features

- Application: Wardrobe hanging rail
- Internal width 12mm
- Material: Anodized aluminium extrusion
- Lengths: 3m
- Dimensions: 30 x 15mm
- Aluminium colour option: Silver, Black
- Cover option: Frosted



Code	Size (mm)	Colour	Cover
AP3015-SR-FC-3	L3000xW15xH30	Silver	Frosted
AP3015-BK-FC-3	L3000xW15xH30	Black	Frosted

Optional Components

Code	Description
AP3015-EB-SR	End Bracket Silver
AP3015-EB-BK	End Bracket Black
AP3015-HB-SR	Hanging Bracket Silver
AP3015-HB-BK	Hanging Bracket Black

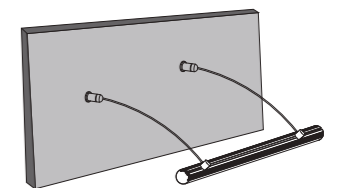
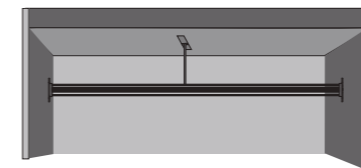

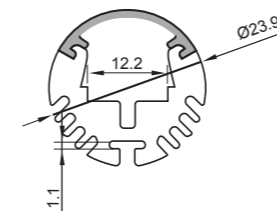


AP6001 Round LED Aluminium Profile

Made to measure
service available

Features

- Ideal for wardrobe rail or wall mounted adjustable light
- Application: Wardrobe hanging rail, adjustable wall mount, suspended wall mount, ceiling pendant
- Internal width 12.2mm
- Material: Anodized aluminium extrusion
- Lengths: 3m
- Dimensions: Ø23.9mm
- Aluminium colour option: Silver
- Cover option: Frosted



Code	Size (mm)	Colour	Cover	End Cap Included
AP6001-SR-FC-3	L3000xØ23.9	Silver	Frosted	x 6

Optional Components

Code	Description
AP6001-FC-3	Frosted Cover 3m
AP6001-EC-SR	End Cap Silver
AP6001-A1	Wardrobe End Cap
AP6001-SK	Suspension Kit 1.5m
AP6001-A3	Wardrobe Hanging Bracket
AP6001-A5	Wall Mount Suspension Kit
AP6001-A2	Angle Adjustable Wall Clip

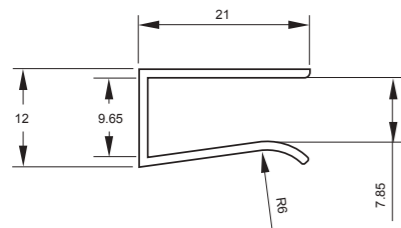


AP6003 Glass Shelf LED Aluminium Profile

Made to measure
service available

Features

- For 8mm glass shelf
- Internal width 9.65mm
- Material: Anodized aluminium extrusion
- Lengths: 2m
- Dimensions: 12 x 21mm
- Aluminium colour option: Silver




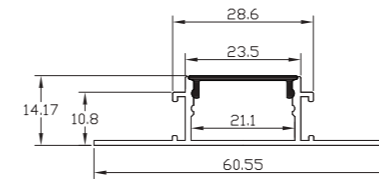
Code	Size (mm)	Colour
AP6003-SR-2	L2000xW21xH12	Silver

AP6014 Wall/Ceiling Aluminium Profile

Made to measure
service available

Features


- Wall or Ceiling mount into Plaster board or Tile
- Internal width 21.1mm
- Material: Anodized aluminium extrusion
- Lengths: 2m, 3m
- Dimensions: 60.5 x 14.2mm
- Aluminium colour option: Silver
- Cover option: Frosted



Code	Size (mm)	Colour	Cover	End Cap Included
AP6014-SR-FC-2	L2000xW60.5xH14.2	Silver	Frosted	x 4
AP6014-SR-FC-3	L3000xW60.5xH14.2	Silver	Frosted	x 6

Optional Components

Code	Description
AP6014-FC-2	Frosted Cover 2m
AP6014-FC-3	Frosted Cover 3m
AP6014-EC-SR	End Cap Silver

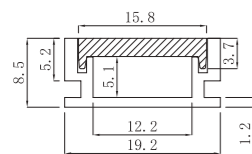


AP1908 Floor Aluminium Profile

Made to measure
service available

Features

- Floor recessed
- Internal width 12.2mm
- Material: Anodized aluminium extrusion
- Lengths: 2m, 3m
- Dimensions: 19.2 x 8.5mm
- Aluminium colour option: Silver
- Cover option: Frosted



Code	Size (mm)	Colour	Cover	End Cap Included
AP1908-SR-FC-2	L2000xW19.2xH8.5	Silver	Frosted	x 4
AP1908-SR-FC-3	L3000xW19.2xH8.5	Silver	Frosted	x 6

Optional Components

Code	Description
AP1908-FC-2	Frosted Cover 2m
AP1908-FC-3	Frosted Cover 3m
AP1908-EC-SR	End Cap Silver

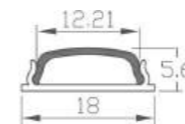


AP1806 Bendable Aluminium Profile

Made to measure
service available

Features

- Bendable
- Internal width 12mm
- Material: Anodized aluminium extrusion
- Lengths: 2m
- Dimensions: 18 x 5.6mm
- Aluminium colour option: Silver
- Cover option: Frosted



Code	Size (mm)	Colour	Cover	End Cap Included
AP1806-SR-FC-2	L2000xW18xH5.6	Silver	Frosted	x 4

Optional Components

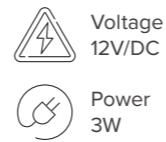
Code	Description
AP1806FC-2	Frosted Cover 2m
AP1806-EC-SR	End Cap Silver
AP1806-MC	Mounting Clip





LED Downlights

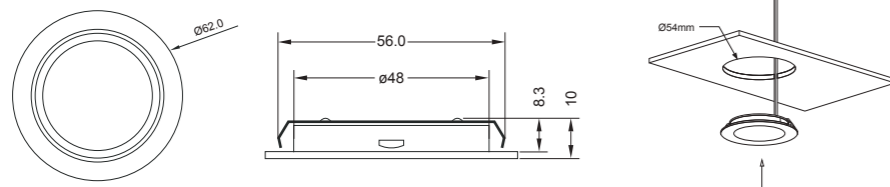
DL2088 Single Colour LED COB Cabinet Downlight



Recessed downlight with classic round design.

Features

- LED type: 1pc COB technology with high output
- Material: Aluminium, PC
- Finish/Colour: Silver, Black
- Cutout hole size 54mm
- Dimensions: 62mmØ x 10mmH
- CRI 80
- LED beam angle 120°
- Long life span LED light, more than 50,000 hours+
- Operating temperature: -20-50°C
- Switchable and/or dimmable by using single colour controller, sensor switch or Wi-Fi
- IP20, non-waterproof

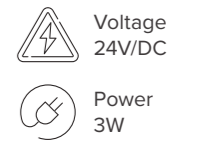


Code	Finish/Colour	Colour	Lumen/m	Cable Length
DL2088SR-CW-12V	Silver	Cool White 6500K	260	2M
DL2088SR-NW-12V	Silver	Natural White 4000K	220	
DL2088SR-WW-12V	Silver	Warm White 3000K	220	
DL2088BK-CW-12V	Black	Cool White 6500K	260	
DL2088BK-NW-12V	Black	Natural White 4000K	220	
DL2088BK-WW-12V	Black	Warm White 3000K	220	

Compatible Accessories

Power Supply (page 131-135)	12V-30W
	12V-60W
	Other specialist power supplies
Controller (page 115-124)	Single Colour Remotes
	Single Colour Touch Panels
	VP Controller (Remotes & Touch Panels) WT5 Controller (Wi-Fi & Voice Control)
Sensor Switch (page 127-130)	See Sensor Switch page for product details
Accessories (page 137-142)	See Accessories page for product details

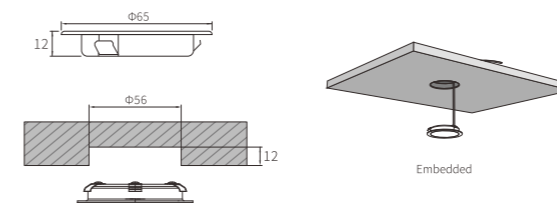
DL6512 Single Colour LED Cabinet Downlight



Recessed downlight with classic round design.

Features

- LED type: 24pcs 2835 SMD
- Material: Aluminium, PC
- Finish/Colour: Black, White
- Cutout hole size 56mmØ [55-57mm]
- Dimensions: 65mmØ x 12mmH
- CRI 80
- LED beam angle 120°
- Long life span LED light, more than 50,000 hours+
- Operating temperature: -20-50°C
- Switchable and/or dimmable by using single colour controller, sensor switch or Wi-Fi
- IP20, non-waterproof

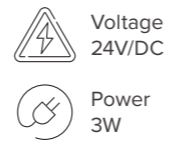


Code	Finish/Colour	Colour	Lumen/m	Cable Length
DL6512BK-CW-24V	Black	Cool White 6500K	260	2M
DL6512BK-NW-24V	Black	Natural White 4000K	220	
DL6512BK-WW-24V	Black	Warm White 3000K	220	
DL6512WH-CW-24V	White	Cool White 6500K	260	
DL6512WH-NW-24V	White	Natural White 4000K	220	
DL6512WH-WW-24V	White	Warm White 3000K	220	

Compatible Accessories

Power Supply (page 131-135)	24-30W
	24V-60W
	24V-120W
	Other specialist power supplies
Controller (page 115-124)	Single Colour Remotes
	Single Colour Touch Panels
	VP Controller (Remotes & Touch Panels) WT5 Controller (Wi-Fi & Voice Control)
Sensor Switch (page 127-130)	See Sensor Switch page for product details
Accessories (page 137-142)	See Accessories page for product details

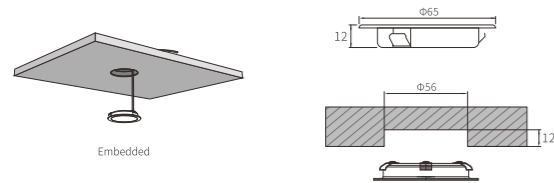
DL6512 Dual White (CCT) LED Cabinet Downlight



Recessed downlight with classic round design.
Colour temperature is adjustable from 2700K to 6500K (Warm white to cool white).

Features

- LED type: 24pcs 2835 SMD
- Material: Aluminium, PC
- Finish/Colour: Black, White
- Cutout hole size 56mmØ [55-57mm]
- Dimensions: 65mmØ x 12mmH
- CRI 80
- LED beam angle 120°
- Long life span LED light, more than 50,000 hours+
- Operating temperature: -20-50°C
- Switchable, dimmable and colour-controllable by using dual-white (CCT) controller or Wi-Fi
- IP20, non-waterproof



Code	Finish/Colour	Colour	Lumen/m	Cable Length
DL6512BK-DW-24V	Black	Warm White (2700K) to Cool White (6500K)	220-260	2M
DL6512WH-DW-24V	White		220-260	

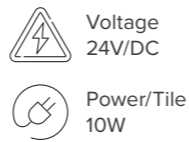
Compatible Accessories

Power Supply (page 131-135)	24V-30W
	24V-60W
	24V-120W
Controller (page 115-124)	Dual-White (CCT) Remotes
	Dual-White (CCT) Touch Panels
	VP Controller (Remotes & Touch Panels)
	WT5 Controller (Wifi & Voice Control)
Accessories (page 137-142)	See Accessories page for product details

LED Flex Tiles

LED Flex Tile - Single Colour	106
LED Flex Tile - Dual White (CCT)	107
LED Flex Tile - RGBW	108

FT2835 Single Colour Flex Tile




Modular LED tile panels ideal for backlighting, producing a high quality, uniform light source.

High LED density allowing for close placement of materials, reducing spacing and potential hotspots.

Flexibility allows for use on curved applications.


Tile panels can be cut to shape, and joined easily with connectors.

3M double sided self-adhesive backing allows for easy installation on flat or curved surfaces, and can also be screw fixed through the marked circular areas between the cuttable sections.



Features

- LED type: 2835 SMD
- Tile panel size: 480mm x 240mm
- 288 LEDs per tile
- 10 watts per tile
- Cuttable section size: 40mm x 60mm
- Maximum connection: 10 tiles per circuit
- CRI 90
- LED beam angle 120°
- Long life span LED light, more than 50,000 hours+
- Operating temperature: -20-50°C
- Switchable and/or dimmable by using single colour controller, sensor switch or Wi-Fi
- IP20, non-waterproof



Code	Size (mm)	Colour	Cut Every (LEDs)	LEDs/tile	Lumen/tile	Package
FT2835-NW-288-24V	L480xW240	Natural White (4000K)	6 (40mm x 60mm)	288	868	1 tile

Compatible Accessories

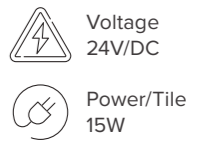
Power Supply (page 131-135)	24V-60W
	24V-120W
	Other specialist power supplies
Controller (page 115-124)	Single Colour Remotes
	Single Colour Touch Panels
	VP Controller (Remotes & Touch Panels)
	WT5 Controller (Wifi & Voice Control)
Sensor Switch (page 127-130)	See Sensor Switch page for product details
Accessories (page 137-142)	See Accessories page for product details

Optional Components

Code	Description
FT-CABLE-SC	Single Colour Flex Tile - Power Cable
FT-CONNECT-SC	Single Colour Flex Tile - Connector



FT2835 Dual White (CCT) Flex Tile




Modular LED tile panels ideal for backlighting, producing a high quality, uniform light source.

High LED density allowing for close placement of materials, reducing spacing and potential hotspots.

Flexibility allows for use on curved applications.

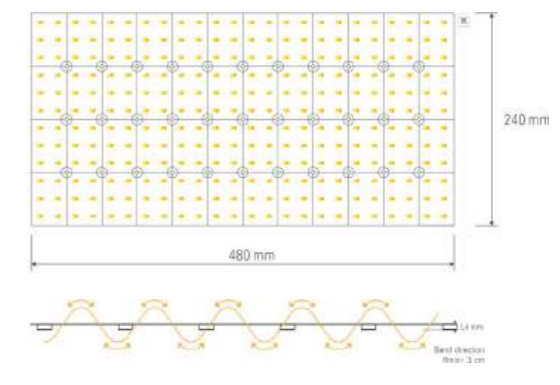
Tile panels can be cut to shape, and joined easily with connectors.

3M double sided self-adhesive backing allows for easy installation on flat or curved surfaces, and can also be screw fixed through the marked circular areas between the cuttable sections.



Features

- LED type: 2835 SMD
- Dual White (CCT) = Colour temperature is adjustable from 2700K to 6500K (Warm white to cool white)
- Tile panel size: 480mm x 240mm
- 576 LEDs per tile
- 15 watts per tile
- Cuttable section size: 40mm x 60mm
- Maximum connection: 10 tiles per circuit
- CRI 90
- LED beam angle 120°
- Long life span LED light, more than 50,000 hours+
- Operating temperature: -20-50°C
- Switchable and/or dimmable by using Dual-White (CCT) controller or Wi-Fi
- IP20, non-waterproof



Code	Size (mm)	Colour	Cut Every (LEDs)	LEDs/tile	Lumen/tile	Package
FT2835-DW-576-24V	L480xW240	Warm White (2700K) to Cool White (6500K)	12 (40mm x 60mm)	576	1205	1 tile

Compatible Accessories

Power Supply (page 131-135)	24V-60W
	24V-120W
	Other specialist power supplies
Controller (page 115-124)	Dual-White (CCT) Remotes
	Dual-White (CCT) Touch Panels
	VP Controller (Remotes & Touch Panels)
	WT5 Controller (Wi-Fi & Voice Control)
Accessories (page 137-142)	See Accessories page for product details

Optional Components

Code	Description
FT-CABLE-DW	Dual-White (CCT) Flex Tile - Power Cable
FT-CONNECT-DW	Dual-White (CCT) Flex Tile - Connector



FT5050 RGBW Flex Tile



Voltage
24V/DC



Power/Tile
24W

Modular LED tile panels ideal for backlighting, producing a high quality, uniform light source.

High LED density allowing for close placement of materials, reducing spacing and potential hotspots.

Flexibility allows for use on curved applications.


Tile panels can be cut to shape, and joined easily with connectors.

3M double sided self-adhesive backing allows for easy installation on flat or curved surfaces, and can also be screw fixed through the marked circular areas between the cuttable sections.



Features

- LED type: 5050 SMD
- RGBW - 4 colours in one LED including cool white
- Single colour or four colours can be controlled together or separately
- Tile panel size: 480mm x 240mm
- 162 LEDs per tile
- 24 watts per tile
- Cuttable section size: 53.2mm x 80mm
- Maximum connection: 10 tiles per circuit
- CRI 80
- LED beam angle 120°
- Long life span LED light, more than 50,000 hours+
- Operating temperature: -20-50°C
- Switchable, dimmable and colour controllable by using RGBW controller, or Wi-Fi app
- IP20, non-waterproof



Code	Size (mm)	Colour	Cut Every (LEDs)	LEDs/ tile	Lumen/tile	Package
FT5050-RGBW-162-24V	L480xW240	Red	6 (53.2mm x 80mm)	162	1355	1 tile
		Green				
		Blue				
		Cool White				

Compatible Accessories

Power Supply (page 131-135)	24V-60W
	24V-120W
	Other specialist power supplies
Controller (page 115-124)	RGBW Remotes
	RGBW Touch Panels
	VP Controller (Remotes & Touch Panels)
	WT5 Controller (Wi-Fi & Voice Control)
Accessories (page 137-142)	See Accessories page for product details

Optional Components

Code	Description
FT-CABLE-RGBW	RGBW Flex Tile - Power Cable
FT-CONNECT-RGBW	RGBW Flex Tile - Connector



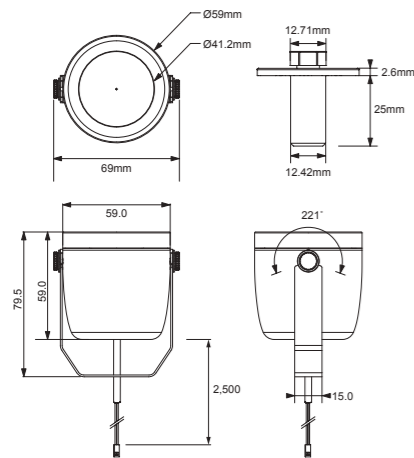
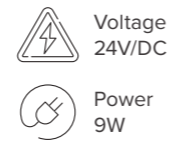
LED Display Lights

LS60 LED LuxFeel Spot 60

Spotlight lighting solution with high efficiency. Suitable for exhibition or commercial space.

Features

- Material: Aluminium
- Yoke bracket for maximum flexibility
- Rotated product: beam angle changeable
- Finish/Colour: Black
- CRI90
- Dimensions: 59mmØ x 79.5mmH
- IP20, non-waterproof



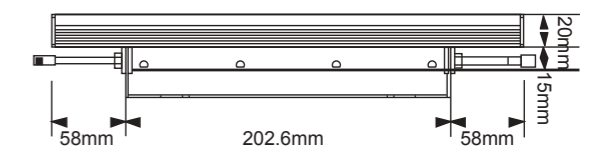
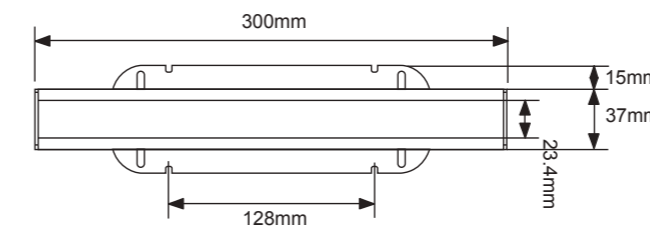
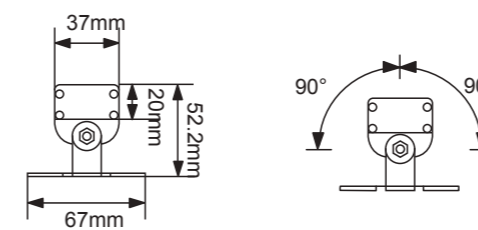
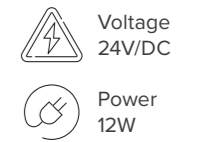
Code	Colour	Lumen/m	Cable Length
LS60-NW-24V	Natural White	500	2M

LL30 LED LuxFeel Line 30

Light for facades, window display and architecture. Suitable for exhibition or commercial space.

Features

- Material: Aluminium
- Adjustable product: beam angle changeable
- Finish/Colour: Black
- CRI95
- Dimensions: 300mmL x 52.2mmH x 67mmW
- IP20, non-waterproof



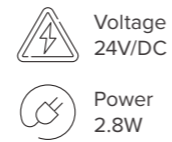
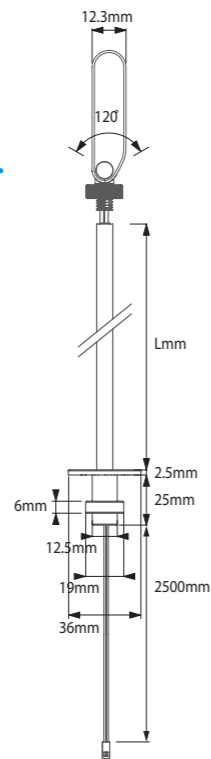
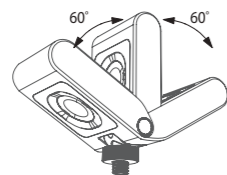
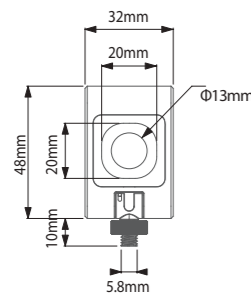
Code	Colour	Lumen/m	Cable Length
LL30-NW-24V	Natural White	720	2M
LL30-WW-24V	Warm White		

LP50 LED LuxFeel Pole 50

Mini LED display case spotlight,
effective focusing ability for showcases.

Features

- Material: Aluminium
- Finish/Colour: Black
- CRI95
- LED beam angle 30°
- Dimensions: 32mmL x 60-355mmH x 12.3mmW
- IP20, non-waterproof



Code	Colour	Lumen/m	Cable Length
LP50-NW-24V	Natural White	190	2M
LP50-WW-24V	Warm White		

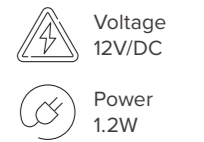
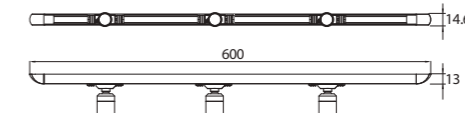
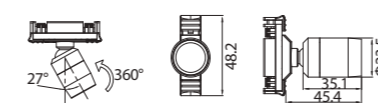


ST LED Smart Track

Mini LED display track and spotlights,
effective focusing ability for showcases.

Features

- Lamp direction adjustable by 360°
- Lamp quantity and position adjustable
- Material: Aluminium
- Finish/Colour: Black
- CRI80
- Dimensions:
Horizontal version 1000mmL x 13mmH x 14.6mmW
Vertical version 350mmL x 13mmH x 14.6mmW
- Switchable and/or dimmable by using single colour (1 zone or 4 zone) controller, sensor switch or Wi-Fi
- IP20, non-waterproof



Code	Colour	Lumen/m	Cable Length
ST-SL-NW-12V Spotlight	Natural White	55	2M
ST1000H-12V Horizontal Track	-	-	1.8M
ST350V-12V Vertical Track	-	-	





LED Controllers

Single Colour Remotes	116
Dual-White (CCT) Remotes	117
RGBW Remotes	118
RGBW+WW (CCT) Remotes	119
Single Colour Touch Panels	120
Dual-White (CCT) Touch Panels	121
RGBW Touch Panels	122
RGBW+WW (CCT) Touch Panels	123
Controllers	124

Single Colour Remotes



R1-1 Remote Single Colour One-Key 1 Zone

- One-key
- On/off dimmer
- RF wireless remote 30M distance
- 1 Zone remote. Can be paired to multiple receivers
- Finish/Colour: White, Black
- Portable or fixed. Mounting options: Surface mount, recessed, magnetic to any metal surface
- IP20, non-waterproof
- Power CR2032 battery (included)
- Used in conjunction with VP Controller

R1-1 BK (black) R1-1 WH (white)



R11 Remote Single Colour 1 Zone

- On/off single button with touch slide dimmer control
- RF wireless remote 30M distance
- 1 Zone remote. Can be paired to multiple receivers
- Finish/Colour: White, Black
- Slim magnet wall holder included
- IP20, non-waterproof
- Power CR2032 battery (included)
- Used in conjunction with VP Controller

R11 (black) R11-WH (white)



RS1 Remote Single Colour 4 Zone

- On/off with dimmer adjustment touch wheel
- RF wireless remote 30M distance
- 4 Zone remote, for independent control. Can be paired to multiple receivers
- Multiple scenes preset function
- Finish/Colour: Black
- Slim magnet wall holder included
- IP20, non-waterproof
- Power AAA battery (2pc) (included)
- Used in conjunction with VP Controller

RS1

Dual-White (CCT) Remotes



R12 Remote Dual White (CCT) 1 Zone

- On/off and dimming single button with touch slide colour temperature control
- RF wireless remote 30M distance
- 1 Zone remote. Can be paired to multiple receivers
- Finish/Colour: White, Black
- Slim magnet wall holder included
- IP20, non-waterproof
- Power CR2032 battery (included)
- Used in conjunction with VP Controller

R12-BK (black) R12-WH (white)



RS2 Remote Dual White (CCT) 4 Zone

- On/off with dimmer & colour adjustment touch wheel, adjustable cool white to warm white
- RF wireless remote 30M distance
- 4 Zone remote, for independent control. Can be paired to multiple receivers
- Multiple scenes preset function
- Finish/Colour: Black
- Slim magnet wall holder included
- IP20, non-waterproof
- Power AAA battery (2pc) (included)
- Used in conjunction with VP controller

RS2

RGBW Multi-Colour Remotes



R14 Remote RGBW 1 Zone

- On/off and dimming single button with touch slide colour adjust control
- RF wireless remote 30M distance
- 1 Zone remote. Can be paired to multiple receivers
- Finish/Colour: White, Black
- Slim magnet wall holder included
- IP20, non-waterproof
- Power CR2032 battery (included)
- Used in conjunction with VP Controller

R14-BK (black) R14-WH (white)



RS3 Remote RGBW 2 Zone

- On/off with dimmer & full RGBW (red, green, blue, white) with colour adjustment touch wheel
- RF wireless remote 30M distance
- 2 Zone remote, for independent control. Can be paired to multiple receivers
- Finish/Colour: Black
- Slim magnet wall holder included
- IP20, non-waterproof
- Power AAA battery (2pc) (included)
- Used in conjunction with VP controller

RS3

RGBW+WW (RGB+CCT) Multi-Colour Remotes



R10 Remote RGBW+WW (RGB+CCT) 1 Zone

- On/off and dimming single button with touch slide colour temperature control
- RF wireless remote 30M distance
- 1 Zone remote. Can be paired to multiple receivers
- Finish/Colour: White, Black
- Slim magnet wall holder included
- IP20, non-waterproof
- Power CR2032 battery (included)
- Used in conjunction with V5-M Controller

R10-BK (black) R10-WH (white)



RT5 Remote RGBW+WW (RGB+CCT) 1 Zone

- On/off with dimmer & full RGBW+WW (Red, green, blue, cool white, warm white) with colour adjustment touch wheel
- RF wireless remote 30M distance
- 1 Zone remote, for independent control. Can be paired to multiple receivers
- Finish/Colour: Black
- Slim magnet wall holder included
- IP20, non-waterproof
- Power AAA battery (2pc) (included)
- Used in conjunction with V5-M Controller

RT5



RT10 Remote RGBW+WW (RGB+CCT) 4 Zone

- On/off with dimmer & full RGBW+WW (Red, green, blue, cool white, warm white) with colour adjustment touch wheel
- RF wireless remote 30M distance
- 4 Zone remote, for independent control. Can be paired to multiple receivers
- Finish/Colour: Black
- Slim magnet wall holder included
- IP20, non-waterproof
- Power AAA battery (2pc) (included)
- Used in conjunction with V5-M Controller

RT10


Single Colour Touch Panels

Dual-White (CCT) Touch Panels



TW1 Wireless Touch Panel Single Colour 1 Zone

- High strength glass touch panel with dimmer adjustment touch wheel in middle
- Ultra thin design
- Application: Surface mount, wireless panel
- 1 Zone panel
- Can be paired to multiple receivers
- Multiple scenes preset function
- Finish/Colour: White, Black
- Dimensions: 86mmW x 86mmH x 9.5mmD
- IP20, non-waterproof
- Power CR2032 battery (included)
- Used in conjunction with VP controller




TW1-BK (black) **TW1-WH** (white)



TW2 Wireless Touch Panel Dual White (CCT) 1 Zone

- High strength glass touch panel with colour adjustment touch wheel in middle
- Ultra thin design
- Application: Surface mount, wireless panel
- 1 Zone panel
- Can be paired to multiple receivers
- Multiple scenes preset function
- Finish/Colour: White, Black
- Dimensions: 86mmW x 86mmH x 9.5mmD
- IP20, non-waterproof
- Power CR2032 battery (included)
- Used in conjunction with VP controller

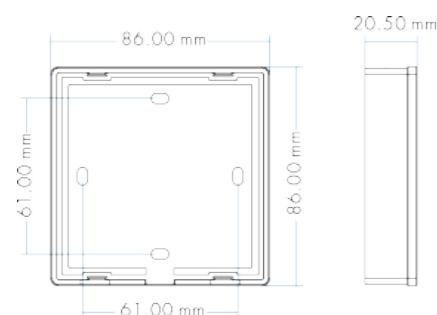


TW2-BK (black) **TW2-WH** (white)



T21 Wireless Touch Panel Single Colour 4 Zone

- High strength glass touch panel with touch dimmer slide in middle
- Application: Surface mount, wireless panel
- 4 Zone panel, for independent control. Can be paired to multiple receivers
- Multiple scenes preset function
- Finish/Colour: White, Black
- Dimensions: 86mmW x 86mmH x 20.5mmD
- IP20, non-waterproof
- Power AAA battery (2pc) (included)
- Used in conjunction with VP controller

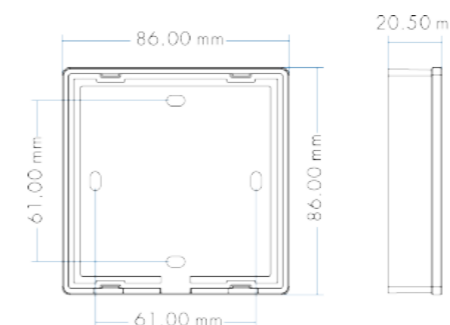


T21-BK (black) **T21-WH** (white)



T22 Wireless Touch Panel Dual White (CCT) 4 Zone

- High strength glass touch panel with touch colour slide in middle
- Application: Surface mount, wireless panel
- 4 Zone panel, for independent control. Can be paired to multiple receivers
- Multiple scenes preset function
- Finish/Colour: White, Black
- Dimensions: 86mmW x 86mmH x 20.5mmD
- IP20, non-waterproof
- Power AAA battery (2pc) (included)
- Used in conjunction with VP controller




T22-BK (black) **T22-WH** (white)

RGBW Multi-Colour Touch Panels



TW4 Wireless Touch Panel RGBW 1 Zone

- High strength glass touch panel with colour adjustment touch wheel in middle
- Ultra thin design
- Application: Surface mount, wireless panel
- 1 Zone panel
- Can be paired to multiple receivers
- Multiple scenes preset function
- Finish/Colour: White, Black
- Dimensions: 86mmW x 86mmH x 9.5mmD
- IP20, non-waterproof
- Power CR2032 battery (included)
- Used in conjunction with VP controller



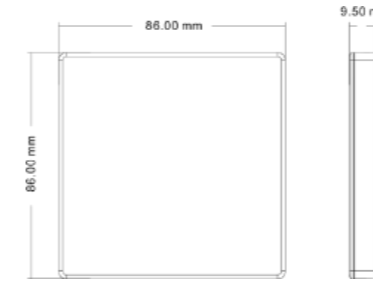
TW4-BK (black) TW4-WH (white)

RGBW+WW (RGB+CCT) Multi-Colour Touch Panels



TW5 Wireless Touch Panel RGBW+WW (RGB+CCT) 1 Zone

- High strength glass touch panel with colour adjustment touch wheel in middle
- Ultra thin design
- Application: Surface mount, wireless panel
- 1 Zone panel
- Can be paired to multiple receivers
- Two scenes preset function
- Finish/Colour: White, Black
- Dimensions: 86mmW x 86mmH x 9.5mmD
- IP20, non-waterproof
- Power CR2032 battery (included)
- Used in conjunction with V5-M controller

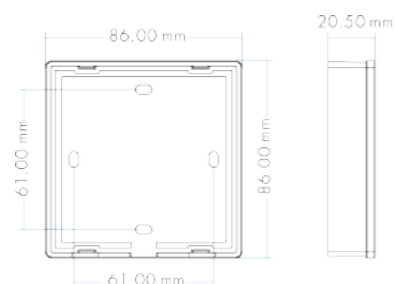


TW5-BK (black) TW5-WH (white)



T24 Wireless Touch Panel RGBW 4 Zone

- High strength glass touch panel with touch colour slide in middle
- Application: Surface mount, wireless panel
- 4 Zone panel, for independent control. Can be paired to multiple receivers
- Finish/Colour: White, Black
- Dimensions: 86mmW x 86mmH x 20.5mmD
- IP20, non-waterproof
- Power AAA battery (2pc) (included)
- Used in conjunction with VP controller

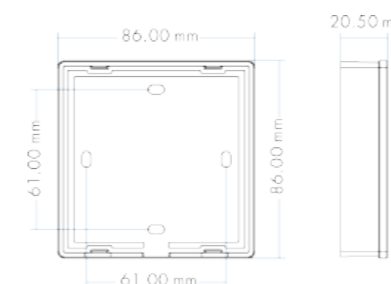


T24-BK (black) T24-WH (white)



T25 Wireless Touch Panel RGBW+WW (RGB+CCT) 4 Zone

- High strength glass touch panel with touch colour slide in middle
- Application: Surface mount, wireless panel
- 4 Zone panel, for independent control. Can be paired to multiple receivers
- Multiple scenes preset function
- Finish/Colour: White, Black
- Dimensions: 86mmW x 86mmH x 20.5mmD
- IP20, non-waterproof
- Power AAA battery (2pc) (included)
- Used in conjunction with V5-M controller

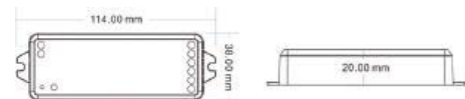


T25-BK (black) T25-WH (white)

Controllers

⚡ 12V/DC

⚡ 24V/DC



VP LED Controller

- Mini size LED controller compatible with a variety of remotes and panels
- Can be used to switch, dim and control single colour, dual colour, or RGBW LED's
- Multiple zones can be controlled separately or synchronously
- Smooth dimming from 0.1% to 100% without any flickering
- Light on/off fade time 3s selectable
- Can be Wi-Fi controlled by app installed on iOS or Android mobile devices while working with the Wi-Fi-Relay controller
- Voltage: 12V or 24V
- Output current: max 6A/CH, Total max 15A
- Easily matched to device with match button
- IP20, non-waterproof

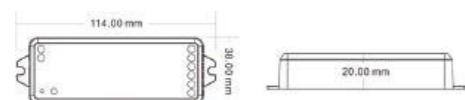
VP-SC (pre-wired for single colour)

VP-DW (pre-wired for dual white (CCT))

VP-RGBW (for RGBW multi colour) VP

⚡ 12V/DC

⚡ 24V/DC



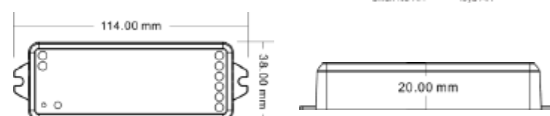
V5-M RGBW+WW LED Controller

- Mini size LED controller compatible RT5 RGBW+WW (RGB + dual white) remote
- Can be used to switch, dim and control RGB+WW (dual white) LED's
- Smooth dimming from 0.1% to 100% without any flickering
- Light on/off fade time 3s selectable
- Can be Wi-Fi controlled by app installed on iOS or Android mobile devices while working with the Wi-Fi-Relay controller
- Voltage: 12V or 24V
- Output current: max 5A/CH, Total max 15A
- Easily matched to device with match button
- IP20, non-waterproof

V5-M

⚡ 12V/DC

⚡ 24V/DC



WT5 LED Controller

- Wi-Fi and/or RF mini size 5-in-1 LED controller
- Wi-Fi control through Tuya Smart app with many interfaces and features
- Voice control compatible with Google Home and Amazon Echo using Tuya Smart app gateway
- RF control with a variety of remotes and panels
- Can be used to switch, dim and control single colour, dual white (CCT), RGB, RGBW or RGBW+WW (RGB+CCT) LED's
- Multiple zones can be controlled separately or synchronously
- Smooth dimming from 0% to 100% without any flickering
- Light on/off fade time 3s selectable
- Voltage: 12V or 24V
- Output current: max 5A/CH, Total max 15A
- Easily matched to device with match button
- IP20, non-waterproof

WT5-SC (pre-wired for single colour)

WT5-DW (pre-wired for dual white (CCT))

WT5-RGBW (for RGBW multi colour)

WT5-RGBW+WW (for RGBW+WW multi colour)

LED Power Repeaters

Power Repeaters

LED Power Repeaters can be used in conjunction with LED controllers to increase the capacity and carry the signal of the controller. Thus giving the controller unlimited capacity and synchronous control.

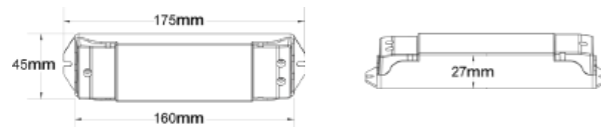
⚡ 12V/DC

⚡ 24V/DC



EV4

- Input: 12V or 24V constant voltage
- Output 12V: 4 channel, 5A per channel, 60W per channel, total 240W
- Output 24V: 4 channel, 5A per channel, 120W per channel, total 480W
- Used in conjunction with LED controller
- Can be used in series or parallel to expand output unlimitedly
- Can be used with single colour, dual white (CCT), RGB, or RGBW LED's
- IP20, non-waterproof



EV4

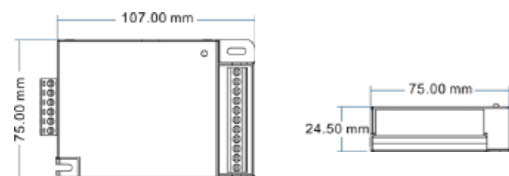
⚡ 12V/DC

⚡ 24V/DC



EV5

- Input: 12V or 24V constant voltage
- Output 12V: 5 channel, 5A per channel, 60W per channel, total 300W
- Output 24V: 5 channel, 5A per channel, 120W per channel, total 600W
- Used in conjunction with LED controller
- Can be used in series or parallel to expand output unlimitedly
- Can be used with single colour, dual white (CCT), RGB, RGBW or RGBW+WW (CCT) LED's
- IP20, non-waterproof



EV5

Sensor Switches

LED Sensor Switches

12V/DC 24V/DC



SM1 Sensor Switch Movement

Recess depth: 14mm
Recess diameter: 16mm

- Movement IR sensor switch
- Move hand within 10cm of sensor to switch on and turn off light
- Application: Recessed or surface mount (bracket included)
- Compatible with single colour LED strip or downlight
- Load Capacity: 12V (30W) or 24V (60W)
- Finish/Colour: White
- Material: PC
- IP20, non-waterproof

SM1

12V/DC 24V/DC



ST1 Sensor Switch Touch Dimmer

Recess depth 15mm
Recess diameter 18mm

- Touch dimmer IR sensor switch
- Touch to turn on and off. Touch and hold to dim
- Application: Recessed
- Compatible with single colour LED strip or downlight
- Load Capacity: 12V (30W) or 24V (60W)
- Finish/Colour: Silver grey
- Material: PC
- IP20, non-waterproof

ST1

12V/DC 24V/DC



ST2 Sensor Switch Touch Dimmer

Recess depth: 16mm
Recess diameter: 18mm

- Touch dimmer IR sensor switch
- Touch to turn on and off. Touch and hold to dim
- Application: Recessed
- Compatible with single colour LED strip or downlight
- Load Capacity: 12V (48W) or 24V (96W)
- Finish/Colour: White, Black
- Material: PC
- IP20, non-waterproof

ST2-BK (Black)
ST2-WH (White)

12V/DC 24V/DC



SD1 Sensor Switch Door

- Door IR sensor switch. To be used on 1 door cabinet
- Open door light turns on, close door light turns off
- Application: Surface mount
- Compatible with single colour LED strip or downlight
- Load Capacity: 12V (30W) or 24V (60W)
- Finish/Colour: White
- Material: PC
- IP20, non-waterproof
- Sensor dimension: 23mmL x 18.5mmW

SD1

12V/DC 24V/DC



SD2 Sensor Switch Door Double

- Double door IR sensor switch. To be used on 2 door cabinet
- Open door light turns on, close door light turns off
- Application: Surface mount
- Compatible with single colour LED strip or downlight
- Load Capacity: 12V (30W) or 24V (60W)
- Finish/Colour: White
- Material: PC
- IP20, non-waterproof
- Sensor dimension: 23mmL x 18.5mmW

SD2

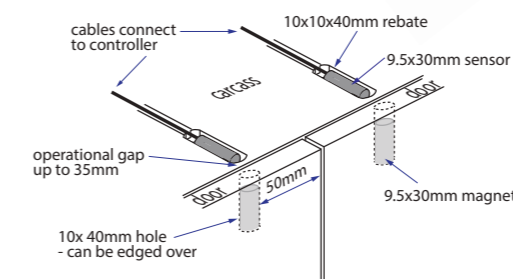
12V/DC 24V/DC



SDC Sensor Switch Door - Concealed

- Fully concealed, invisible door sensor
- Open door light turns on, close door light turns off
- One to four doors can control a single LED light
- Application: Concealed in cabinet and door (invisible)
- Compatible with single colour LED strip or downlight
- Load Capacity: 12V (60W) or 24V (120W)
- Finish/Colour: White
- Material: Magnet
- IP20, non-waterproof
- Sensor dimension: Cylindrical 30mmL x 9.5mmW

SDC-1 (1 sensor & 1 controller, for 1 door operation)
SDC-S (Individual sensor for additional door/s)
SDC-EXT2 (Extension cable for sensor, 2m)



suitable for hinged, sliding or bifold doors

⚡ 12V/DC ⚡ 24V/DC



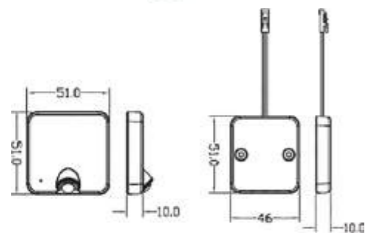
SP1 Sensor Switch PIR

Recess depth 11mm
Recess diameter 14mm

- PIR IR sensor switch (Human body detection sensor)
- When person is in detection range, light turns on. Once person leave detection range, after 40 seconds light turns off
- Application: Recessed
- Compatible with single colour LED strip or downlight
- Load Capacity: 12V (48W) or 24V (96W)
- Finish/Colour: White
- Material: PC
- IP20, non-waterproof

SP1

⚡ 12V/DC ⚡ 24V/DC



SPWL1 Sensor Switch Wireless PIR & Touch Dimmer

- PIR IR sensor switch (Human body detection sensor)
- Wireless, allowing for simple install, without cables
- When person is detection range (1-3 metres), light switches on
- When person leaves light switches off after time delay of 45 seconds
- Dimming function allows adjustment to optimum brightness
- Ideal for vanities, cupboards, pantries and wardrobes
- Application: Surface mount
- Compatible with single colour LED strip or downlight
- Load Capacity: 12V (60W) or 24V (120W)
- Finish/Colour: Black
- Material: PC

SPWL1

⚡ 12V/DC ⚡ 24V/DC



EMR Microwave RF Motion Sensor Switch

Concealed Room Motion Sensor Switch

- Concealed room motion sensor switch
- Built-in motion and daylight sensor
- Used in conjunction (matched) with VP LED controller
- Can be mounted in wall or ceiling behind any non-metallic panels
- Detection area, time delay, and daylight threshold adjustable
- Wide detection area, range up to 20m in diameter
- Application: Concealed
- Compatible with single colour LED strip or downlight
- Power Input: 12V or 24V
- Matched with VP Controller user (RF 2.4G signal)
- IP20, non-waterproof

EMR

Power Supplies

12V/DC



PS12V-30W Power Supply

- Power supply DC 12V - 2.5A - 30W
- Recommended load capacity 80%: 24W
- Tested and certified to Australia and New Zealand standards
- Built-in over voltage, over current, and short circuit protection
- Average life span: 50,000 hours
- IP20, non-waterproof
- Supplied with 6-way splitter box

PS12V-30W

12V/DC

Mounting bracket available
Page 142



PS12V-60W Power Supply

- Power Supply DC 12V - 5.0A - 60W
- Recommended load capacity 80%: 48W
- Tested and certified to Australia and New Zealand standards
- Built-in over voltage, over current, and short circuit protection
- Average life span: 50,000 hours
- IP20, non-waterproof
- Supplied with 6-way splitter box

PS12V-60W

24V/DC



PST24V-30W Thin Power Supply

- Power supply thin version DC 24V - 1.25A - 30W
- Recommended load capacity 80%: 24W
- Tested and certified to Australia and New Zealand standards
- Built-in over voltage, over current, and short circuit protection
- Average life span: 50,000 hours
- IP20, non-waterproof
- Supplied with 6-way splitter box

PST24V-30W

24V/DC



PS24V-30W Power Supply

- Power supply DC242V - 1.25A - 30W
- Recommended load capacity 80%: 24W
- Tested and certified to Australia and New Zealand standards
- Built-in over voltage, over current, and short circuit protection
- Average life span: 50,000 hours
- IP20, non-waterproof
- Supplied with 6-way splitter box

PS24V-30W

24V/DC

Mounting bracket available
Page 142



PS24V-60W Power Supply

- Power supply DC 24V - 2.5A - 60W
- Recommended load capacity 80%: 48W
- Tested and certified to Australia and New Zealand standards
- Built-in over voltage, over current, and short circuit protection
- Average life span: 50,000 hours
- IP20, non-waterproof
- Supplied with 6-way splitter box

PS24V-60W

24V/DC

Mounting bracket available
Page 142



PS24V-120W Power Supply

- Power supply DC 24V - 5.0A - 120W
- Recommended Load capacity 80%: 96W
- Tested and certified to Australia and New Zealand standards
- Built-in over voltage, over current, and short circuit protection
- Average life span: 50,000 hours
- IP20, non-waterproof
- Supplied with 6-way splitter box

PS24V-120W

 24V/DC



PS24V-150W

- Power supply DC 24V - 6.25A - 150W
- Recommended Load capacity 80%: 120W
- Tested and certified to Australia and New Zealand standards
- Built-in over voltage, over current, and short circuit protection
- Average life span: 50,000 hours
- IP67, waterproof

PS24V-150W

 24V/DC



PS24V-240W

- Power supply DC 24V - 10A - 240W
- Recommended Load capacity 80%: 192W
- Tested and certified to Australia and New Zealand standards
- Built-in over voltage, over current, and short circuit protection
- Average life span: 50,000 hours
- IP67, waterproof

PS24V-240W

 24V/DC



PS24V-320W

- Power supply DC 24V - 13.3A - 320W
- Recommended Load capacity 80%: 256W
- Tested and certified to Australia and New Zealand standards
- Built-in over voltage, over current, and short circuit protection
- Average life span: 50,000 hours
- IP67, waterproof

PS24V-320W

 12V/DC



PSD12V Power Supply TRIAC Dimmable

- Power supply Triac dimmable DC 12V
- Sizes: 30 Watt, 75 Watt, 100 Watt and 150 Watt available
- Work with leading edge Triac dimmers
- Strong compatibility
- Flicker-free dimming
- Recommended load capacity 80%
- Tested and certified to Australia and New Zealand standards
- Built-in over voltage, over current and short circuit protection
- Average life span: 50,000 hours
- IP20, non-waterproof (30W & 75W)
- IP67, waterproof (100W & 150W)

- PSD12V-30W**
- PSD12V-75W**
- PSD12V-100W**
- PSD12V-150W**

 24V/DC



PSD24V Power Supply TRIAC Dimmable

- Power supply Triac dimmable DC 24V
- Sizes: 100 Watt and 200 Watt available
- Work with leading edge Triac dimmers
- Strong compatibility
- Flicker-free dimming
- Recommended load capacity 80%
- Tested and certified to Australia and New Zealand standards
- Built-in over voltage, over current, and short circuit protection
- Average life span: 50,000 hours
- IP67, waterproof

- PSD24V-30W**
- PSD24V-100W**
- PSD24V-200W**

 24V/DC



PS-D-24V Power Supply DALI Dimmable

- Power supply Dali dimmable DC 24V
- Sizes: 60 Watt, 120 Watt, 240 Watt, 320 Watt available
- Flicker-free dimming
- Recommended load capacity 80%
- Tested and certified to Australia and New Zealand standards
- Built-in over voltage, over current, and short circuit protection
- Average life span: 50,000 hours
- IP67, waterproof

- PS-D-24V-60W**
- PS-D-24V-120W**
- PS-D-24V-240W**
- PS-D-24V-320W**



LED Accessories



EXT2 Extension Cable 2M

- Extension cable 2M for single colour LED
- Male plug one end, the other female plug

EXT2



CAB2-CLIP Cable 2m with Male Plug & LED Strip Clip

- LED strip connector for single color LED
- Allows for connection to LED strip without the need to solder
- 2m cable with LED strip clip at one end, the other end male plug to connect to power supply or controller
- Compatible with strips:
All Single Colour IP20 with exception of 2835-120 & 2835-W5-120

CAB2-CLIP



CAB50MM-2CLIP Cable 50mm with LED Strip Clip Each End

- LED strip connector for single color LED
- Allows for connection to LED strip without the need to solder
- 50mm cable with LED strip clip each end
- Connects two LED strips together with 50mm cable to allow for connection of two strips in opposite direction/plane
- Compatible with strips:
All Single Colour IP20 with exception of 2835-120 & 2835-W5-120

CAB50MM-2CLIP



CAB2-2CLIP Cable 2m with LED Strip Clip Each End

- LED strip connector for single color LED
- Allow for connection to LED strip without the need to solder
- 2m cable with LED strip clip at each end
- Connects two LED strips together with 2m cable to allow for connection of two strips. Used to connect LED strip around an object, for example a rangehood or dishwasher space
- Compatible with strips:
All Single Colour IP20 with exception of 2835-120 & 2835-W5-120

CAB2-2CLIP



Clip-Connect LED Strip Connect Clip

- LED strip connector for single color LED
- Allows for connection to LED strip without the need to solder
- Connects two LED strips together
- Compatible with strips:
All Single Colour IP20 with exception of 2835-120 & 2835-W5-120

CLIP-CONNECT



CAB2 Cable 2M

- LED strip connector for single color LED
- Male plug one end, the other wire to connect to light (solder)

CAB2



SB6 Splitter Box 6-way

- Connector for single color LED
- Splitter box 6-way with plug to power supply

SB6



DC 2-TO-1 Adaptor

- Used to split power supply into two (or more) output feeds

DC2-1



SB5-HL Splitter Box 5-way Hi-Load

- Splitter Box Hi-Load
- 5-way direct cable connection splitter box
- Recommended for use over 3 amp application

SB5-HL



SB6-DW Splitter Box Dual White (CCT) 6-way

- Connector for Dual White (CCT) LED
- Splitter box 6-way with plug for connection to controller

SB6-DW



EXT2-DW Extension Cable Dual-White (CCT) 2M

- Extension cable 2M for Dual-White (CCT) LED
- Male plug one end, the other female plug

EXT2-DW



CAB2-DW Cable 2m Dual-White (CCT)

- LED strip connector for Dual-White (CCT) LED
- Male plug one end, the other wire to connect to light (solder)

CAB2-DW



CAB-SC Cable Single Colour

- Cable for single colour LED strip (2 core)
- 18 AWG
- Sold per metre

CAB-SC



CAB-DW Cable Dual White (CCT)

- Cable for Dual White (CCT) LED strip (3 core)
- Sold per metre


CAB-DW



CAB-RGBW Cable RGBW Multi-Colour

- Cable for Multi-Colour RGBW LED strip (5 core)
- Sold per metre

CAB-RGBW



CAB-RGBW+WW Cable RGB+WW Multi-Colour

- Cable for Multi-Colour RGBW+WW (RGB+CCT) LED strip (6 core)
- Sold per metre

CAB-RGBW+WW



TAPE-DS Double Sided Tape

- Double sided tape
 - Can be used for mounting of LED aluminium profile, and variety of other applications
 - Width: 15mm
 - Length: 25 metres
-

TAPE-DS



Cable Connector Clip

- Cable connector clip 2 pin
 - Used to connect cables together
-

CLIP-CABLE



CAB-T Cable Trunking

- Cable Trunking for concealing and/or protecting cables
 - Length: 2 metres
-

CAB-T



PS-MB Power Supply Mounting Bracket

- Compatible with 60W & 120W power supplies
-

PS-MB

Power & Charging

PUP Pop Up Power Socket Outlet

Motorised pop up power socket outlet with wireless charging. Power sockets, USB outputs and option of Bluetooth speaker.

Features

- Power plug in sockets
- Wireless charging on top. Can be used when unit is open or closed
- USB charging
- Bluetooth speaker option. Bluetooth wireless connectivity and U disk, enabling users to stream music and podcasts from connected devices
- Anti-pinch/collision safety - when unit is opening and closing, it will detect any object within its path, stop and retract
- IP44 waterproof - when in the closed position, the unit has an IP44 waterproof rating
- Cutout hole size: 102mm

3 Power, 1 USB and wireless charging

PUP-02-BK (Black)

PUP-02-WH (White)

2 Power, 2 USB, wireless charging with Bluetooth speaker

PUP-04-BK (Black)

PUP-04-WH (White)



WC-P Wireless Charger Port

Through surface multi-function wireless charger. Compatible with all Qi standard mobile phones. Incorporates a top wireless charger and a pop-up hub with two USB ports, to allow for charging multiple units at the same time.

Features

- Charging standard: Qi 10W fast wireless charging
- Charges through the phone case
- Cutout hole size 60mm
- Ultra low standby power consumption
- Dimensions: 70D x 50Hmm
- Weight: 125g
- Colour: Black
- Input: 5V-9V/30W Max
- Output 1: 10W wireless charger (5W/7.5W/10W)
- Output 2: USB 5V1A
- Output 3: USB 5V1A

WC-P

(Includes multi-function wireless charger and power adapter)





Adjustable Legs

Adjustable Legs

This premium adjustable leg range has many benefits including easy access for electrical and plumbing work. Additionally the cabinet is totally insulated from the floor, removing the possibility of contact with a wet area. The plinth block acts as a glide base, preventing damage to doors and edges during transit and installation.



Standard Express Leg	Vanity Leg	2-IN-1 Leg
<p>Plinth block 4 dowel or 4 screw</p> <p>Standard express nut</p> <p>Express leg</p>	<p>Plinth block 4 dowel or 4 screw</p> <p>Vanity nut</p> <p>Vanity leg</p>	<p>Plinth block 4 dowel or 4 screw</p> <p>2 in 1 nut</p> <p>2 in 1 leg</p>
Height Range: 110mm – 170mm Pre-set at 150mm	Height Range: 87mm – 130mm Pre-set at 90mm	Height Range: 90mm – 130mm 138mm – 180mm Pre-set at 150mm

Features	Benefits
Manufactured from 100% virgin material	Produces components of optimum strength
Legs and Nuts are supplied assembled and pre-set	Pre-assembly provides time saving during assembly to bench unit
Pre-set to various heights, using 2 options with total adjustment range from 87mm to 180mm	Pre-setting provides time saving during assembly
Express Leg Extension Sleeve available	Increases height range to 220mm
Triple-start thread	Allows for faster starting and optimum thread strength
Fine (10 TPI) thread	Provides strength and enables speedy (8mm per turn) and precise height adjustments
Screw & dowel fixing options	Suits all manufacturing and assembly options
Toe Kick Clip with both screw and 4mm knock in dowel fixing attachments	Allows for secure fixing of toe kick to individual legs
Legs feature indentations (marked 1- 6) spaced 10mm apart	Easy reference for quick leveling during installation
Vertical Load Rating 800kg	Supreme, industry leading strength

Adjustable Leg Instructions

1. Place the fully assembled leg under the corner of the cabinet with the leg on the floor – as per schematic drawing
2. Adjust the height, either manually or with a screwdriver, by rotating the leg
3. Screw the toe kick clip onto the back of the toe kick and snap onto the leg

Code	Description	Carton QTY
AL-EXP	Adjustable Leg Express	200
AL-VAN	Adjustable Leg Vanity	300
AL-2IN1	Adjustable Leg 2-in-1	200
ALB-SCR	Adjustable Leg Block - Screw	200
ALB-DWL	Adjustable Leg Block - Dowel	200
AL-EXT	Extension Sleeve	200
AL-CLIP	Toe Kick Clip	100



Extension Sleeve 50mm

50mm extension for express leg and vanity leg

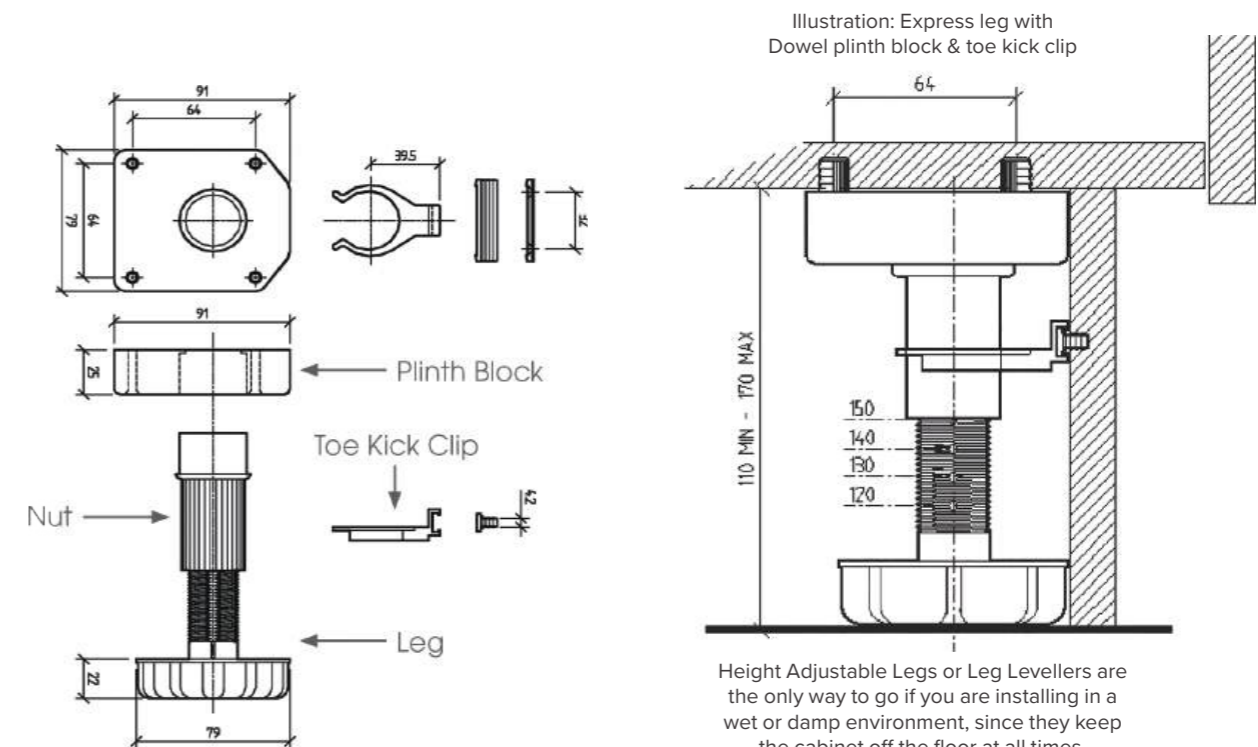
AL-EXT



Toe Kick Clip

Screw attachment or knock-in for a 4mm groove

AL-CLIP



Height Adjustable Legs or Leg Levellers are the only way to go if you are installing in a wet or damp environment, since they keep the cabinet off the floor at all times.

Cabinet Leg - Chrome

Features

- Decorative Cabinet Leg
- Round 38mm diameter
- Chrome finish
- Height 150mm
- Height adjustable for levelling

8012-150-CH




Cutlery Trays

Cutlery Trays

Injection-moulded Cutlery Trays from high-impact styrene, designed to be durable and strong. They are solidly built with a 2mm thickness to prevent utensils penetrating through.

Features

- Dishwasher safe/washable with easy to clean surface. Round edges for easy cleaning.
- Hygienically non-toxic to food.
- Value for money drawer inserts.



Cutlery Tray - 450mm

- 434mmW x 490mmD
- Designed to fit 450mm drawer
- Minimum trim size 315mmW x 355mmD

CT-450-WH (white)
CT-450-CH (charcoal)

Carton QTY 25
Carton QTY 25



Cutlery Tray - 600mm

- 540mmW x 490mmD
- Designed to fit 600mm drawer
- Minimum trim size 370mmD x 485mmW

CT-600-WH

Carton QTY 15



Utensil Tray

- 435mmW x 435mmD
- Minimum trim size 320mmW x 355mmD

UT-450-WH

Carton QTY 25

Cable Ports

Cable Ports



Cable Ports - Brushed Nickel

- Size: 60mm cutout, 68mm overall, 13mm depth
 - Material: Metal Zinc
-

CP-60-BN



Cable Ports - Chrome

- Size: 60mm cutout, 68mm overall, 13mm depth
 - Material: Metal Zinc
-

CP-60-CH



Cable Ports - Matt Black

- Size: 60mm cutout, 68mm overall, 13mm depth
 - Material: Metal Zinc
-

CP-60-MB



Cable Ports - Matt Chrome

- Size: 60mm cutout, 68mm overall, 13mm depth
 - Material: Metal Zinc
-

CP-60-MC

Wardrobe Hanging Rail



Oval Hanging Rail 30x15mm

- Profile size: 15mm width x 30mm height
- Profile length: 3m
- Finish: Chrome
- Material: Steel
- Material thickness: 1.2mm

WR-O-30*15-CH (Rail 3m) **Pack QTY 10**

WR-O-EB-CH (End Bracket)

WR-O-HB-CH (Hanging Bracket)

WR-O-CB-CH (Capping Bracket)



Round Hanging Rail 25mmø

- Profile size: Round 25mm
- Profile length: 3m
- Finish: Chrome
- Material: Steel
- Material thickness: 1.0mm

WR-R-25-CH (Rail 3m) **Pack QTY 10**

WR-R-25-EB-CH (End Bracket)

WR-R-25-HB-CH (Hanging Bracket)

WR-R-25-CB-CH (Capping Bracket)



Round Hanging Rail 19mmø

- Profile size: Round 19mm
- Profile length: 3m
- Finish: Chrome
- Material: Steel
- Material thickness: 0.9mm

WR-R-19-CH (Rail 3m) **Pack QTY 10**

WR-R-19-EB-CH (End Bracket)

WR-R-19-HB-CH (Hanging Bracket)

WR-R-19-CB-CH (Capping Bracket)

Air Vents

Air Vents

Multi purpose aluminium air vents.




Air Vent 50x225mm

- AV-50x225-BA** (Brushed Aluminium)
- AV-50x225-MB** (Matt Black)
- AV-50x225-WH** (White)



Air Vent 60x150mm

- AV-60x150-BA** (Brushed Aluminium)
- AV-60x150-MB** (Matt Black)
- AV-60x150-WH** (White)



Air Vent 60x480mm

- AV-60x480-BA** (Brushed Aluminium)
- AV-60x480-MB** (Matt Black)
- AV-60x480-WH** (White)



Air Vent 80x200mm

- AV-80x200-BA** (Brushed Aluminium)
- AV-80x200-MB** (Matt Black)
- AV-80x200-WH** (White)



Air Vent 80x300mm

- AV-80x300-BA** (Brushed Aluminium)
- AV-80x300-MB** (Matt Black)
- AV-80x300-WH** (White)

Screws

Chipboard Screws



- 4 Nibs
- Phillips PH2 Drive
- Countersink Flat Head
- 3/4 Thread
- Zinc Plated
- Made in Taiwan
- Convenient box packaging with top clear window and useful easy-open front

Code	Size (mm)	Colour	Box Quantity (pcs)
S-C-4.2*28	(8g) 4.2 x 28mm	Silver Zinc Plated	1,000
S-C-4.2*32	(8g) 4.2 x 32mm		1,000
S-C-4.2*35	(8g) 4.2 x 35mm		500
S-C-4.2*38	(8g) 4.2 x 38mm		500
S-C-4.2*40	(8g) 4.2 x 40mm		500
S-C-4.2*45	(8g) 4.2 x 45mm		500
S-C-4.2*50	(8g) 4.2 x 50mm		500
S-C-4.2*57	(8g) 4.2 x 57mm		200
S-C-4.8*65	(10g) 4.8 x 65mm		200
S-C-4.8*75	(10g) 4.8 x 75mm		200

Wood (Particle Board) Screws



- Phillips PH2 Drive
- Countersink Flat Head
- Full Thread
- Zinc or Phosphate Plated
- Made in Taiwan
- Convenient box packaging with top clear window and useful easy-open front

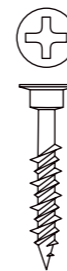
Code	Size (mm)	Colour	Box Quantity (pcs)
S-W-3.5*16-BK	(6) 3.5 x 16mm	Phosphate Plated (Black)	1,000
S-W-3.5*16	(6g) 3.5 x 16mm	Silver Zinc Plated	1,000
S-W-3.5*40	(6g) 3.5 x 40mm		1,000
S-W-4.2*28	(8g) 4.2 x 28mm		1,000
S-W-4.2*40	(8g) 4.2 x 40mm		500
S-W-4.2*45	(8g) 4.2 x 45mm		500

Euro Screws



- Phillips PH2 Drive
- Zinc Plated
- Made in Taiwan
- Convenient box packaging with top clear window and useful easy-open front

Code	Size (mm)	Colour	Box Quantity (pcs)
S-E-7*6.0*10	6.0 x 10mm, head ø7mm	Silver Zinc Plated	1,000
S-E-7*6.0*13	6.0 x 13mm, head ø7mm		
S-E-8*6.3*10	6.3 x 10mm, head ø8mm		
S-E-8*6.3*13	6.3 x 13mm, head ø8mm		

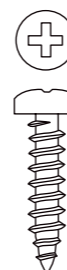


Hi-Lo Screws

- Phillips PH2 Drive
- Funnel Head
- 3/4 Thread
- Zinc or Phosphate Plated
- Made in Taiwan
- Convenient box packaging with top clear window and useful easy-open front

Code	Size (mm)	Colour	Box Quantity (pcs)
S-HL-4.2*28	4.2 x 28mm	Silver Zinc Plated	1,000
S-HL-4.2*45	4.2 x 45mm	Phosphate Plated (Black)	500

Self Tapping Wood Screws



- Phillips PH2 Drive
- Pan Head
- Zinc Plated
- Made in Taiwan
- Convenient box packaging with top clear window and useful easy-open front

Code	Size (mm)	Colour	Box Quantity (pcs)
S-ST-3.5*16	(6g) 3.5*16	Silver Zinc Plated	1,000


Confirmat (Director) Screws



- Phillips PH2 Drive
- Zinc Plated
- Made in Taiwan
- Convenient box packaging with top clear window and useful easy-open front

Code	Size (mm)	Colour	Box Quantity (pcs)
S-D-5.0*50	5.0 x 50mm	Silver Zinc Plated	500

Handle Screws



- Phillips PH2 drive
- Zinc Plated

Code	Size (mm)	Colour
HS-M4 x 6	6mm	Silver Zinc Plated
HS-M4 x 9	9mm	
HS-M4 x 12	12mm	
HS-M4 x 16	16mm	
HS-M4 x 19	19mm	
HS-M4 x 20	20mm	
HS-M4 x 22	22mm	
HS-M4 x 25	25mm	
HS-M4 x 27	27mm	
HS-M4 x 32	32mm	
HS-M4 x 34	34mm	
HS-M4 x 36	36mm	
HS-M4 x 39	39mm	
HS-M4 x 50 (Break-Off)	50mm	



Screw Caps & Edgetape

Custom Adhesive Screw Caps

A durable 13mm coloured or wood grain screw cap, to give a matching finish to most of the popular board colours.

Features

- Self-adhesive - peel & stick
- Made from 0.4mm Melamine
- Convenient pack size of 100 caps

Also available:

- Natural Veneer self-adhesive caps
- Other sizes up to 38mm and RAFIX

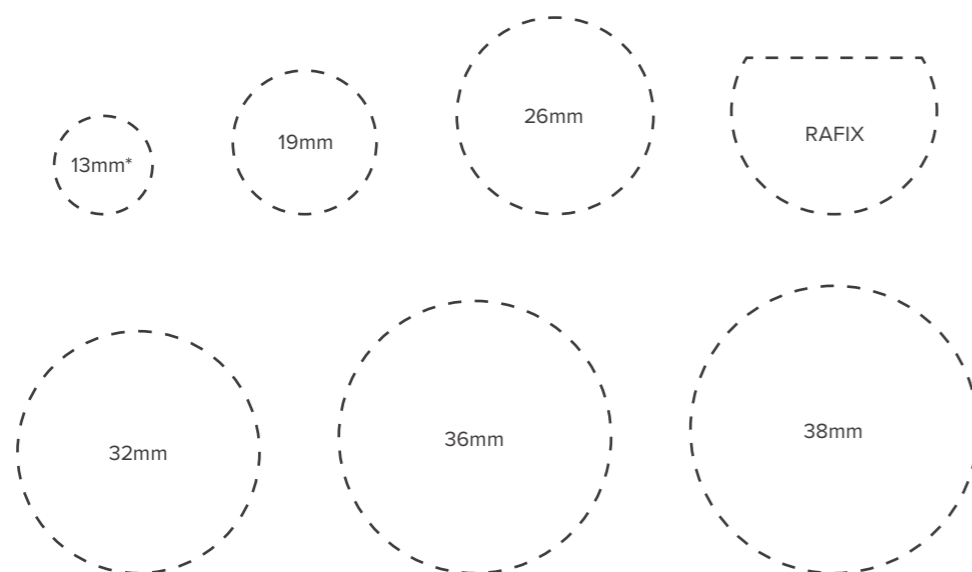
MC-13-XXX

(XXX= Board brand & colour)

Examples:



Size Guide



*Note: 13mm standard size all colours held in stock, other sizes made to order



Melamine Screw Caps - White

- A durable premium 13mm white screw cap
- Self-adhesive - peel & stick
- Made from 0.4mm Melamine
- Pack size: 1,000 caps

MC-13-WH-1000



Melamine Edge Tape

- Melamine edge tape 0.4mm
- 21mm & 42mm width
- Unglued or pre-glued
- Available in most of the popular board colours
- Available in 25, 50 or 100 metre rolls

ME-PG-W21-LXX-XXX ME-PG-W42-LXX-XXX ME-UG-W21-LXX-XXX ME-UG-W42-LXX-XXX

(LXX = 25, 50 or 100)
(XXX = Board brand & colour)



Quick Caps - White

- Self adhesive - peel & stick
- Size: 14mm
- Material: PVC
- Pack size 960 (48 x 20 cards)

QC-14-WH



Quick Caps - Black

- Self adhesive - peel & stick
- Colour: Black
- Size: 14mm
- Material: PVC

QC-14-BK (QTY 1000 - 50x20 cards)

QC-14-BK-SHEET (Sheet of 50 caps)



Door Buffers / L-Brackets

Door Buffers

- Self adhesive - peel & stick
- 10mmø x 2mmH
- Material: silicone
- Convenient, handy card size
- 100 Buffer per card

DB-10X2



L Brackets

- Multi purpose 90° L-Angle fixing brackets
- Material : Stainless Steel
- Width: 16mm
- Thickness: 1.8mm

LB-25*25 (25x25mm)

LB-40*40 (40x40mm)



Shelf Supports



Shelf Support Pin - White

- Colour: White
 - 5mm diameter metal pin
 - Material: Plastic housing, metal pin
 - Pack size: 500 pcs
-

SS-WH



Shelf Support Pin - Clear

- Colour: Clear
 - 5mm diameter metal pin
 - Material: Plastic housing, metal pin
 - Pack size: 500 pcs
-

SS-CL



Shelf Support Pin - Flat

- Colour: Nickel plate
 - 5mm diameter metal pin
 - Material: metal
 - Pack size: 500 pcs
-

SS-F



Shelf Support Pin - Duplo Pin

- Colour: Nickel plate
 - 5mm diameter metal duplo pin
 - Material: metal
 - Pack size: 500 pcs
-

SS-P

Cabinet Repair / Rags

Liquid Laminate

For the repair of small chips and imperfections in melamine board and laminates. Can also be used to improve appearance of laminate joints, and can be mixed with acrylic based sealers to colour sealers.

- Available in 52 colours (refer website for colour range)
- Comes with touch-up brush
- Size: 15ml bottle

LL-XXX

(XXX = colour)



Repair Crayons

For the repair of small chips and imperfections in timber, board and laminates.

- Available in 36 colours (refer website for colour range)

Code = RC-XXX

(XXX = colour)



Rags

- General purpose rags
- White or mixed colour
 - 10kg bag

RAG-WH (white)

RAG-MC (mixed colour)



Adhesives, Sealants Solvents & Cleaners

Industrial Silicone



A high performance, Ultra-Violet (UV) resistant one component neutral cure silicone sealant suitable for a variety of multipurpose applications and surfaces

- Brand: Bostik
- Neutral cure
- Interior & exterior
- Size: 300ml cartridge
- Carton QTY: 20

- SIL-I-CL (Clear)**
- SIL-I-WH (White)**
- SIL-I-BK (Black)**
- SIL-I-GY (Grey)**

Kitchen/Bathroom Silicone



A quality, flexible silicone suitable for all sealing, waterproofing and bonding applications where protection against mould and mildew is required.

- Brand: Soudal
- Neutral cure
- High flexible +-25%
- Size: 300ml cartridge
- Carton QTY: 12

- SIL-KB-CL (Clear)**
- SIL-KB-WH (White)**

T-Rex Power Bond



SMX polymer sealant adhesive.

- Environmentally friendly (no solvents and isocyanates)
- Fixes, bonds and seals to nearly all surfaces
- Fast grab and curing, reducing need for initial support
- Good extrudability & high shear strength
- Good weather and UV resistance, water potable
- Paintable & sandable, good adhesion on moist surfaces
- Brand: Soudal
- 290ml cartridge
- Crystal Clear - high translucency, can be used for invisible bonding, e.g. glass, natural stone, mirrors
- Power Turbo: Rapid Cure

- TR-WH (Bright White)**
- TR-BL (Jet Black)**
- TR-GY (Steel Grey)**
- TR-CL (Crystal Clear)**
- TR-PT (Power Turbo White)**



Gap Filler

Acrylic gap filler that cures to form a durable, flexible seal. Pro-quality.

- Paintable in 20 minutes
- General purpose interior/exterior gap that remains flexible
- Smooth finish with low shrinkage, good adhesion
- Brand: Soudal
- Colour: White
- Size: 300ml cartridge
- Carton QTY: 12

GAPFILL

Gap Filler All Weather

A highly flexible, exterior grade, paintable acrylic gap filler that cures to form an extremely durable seal.

- Paintable in 30 minutes
- High stress applications & external use
- Superior flexibility & high weather resistance
- High crack resistance
- Water clean up
- Carton QTY: 12

GAPFILL-AW

No More Nails/Construction Adhesive

General purpose construction adhesive.

- Bostik No More Nails® is a versatile general-purpose construction adhesive suitable for bonding a wide variety of building materials for internal or external applications
- Size: 320g cartridge
- Carton QTY: 12

CONADH

Soudal Strong As Nails Fix It/Construction Adhesive

High performance, gap filling construction adhesive.

- Multi purpose, high bond strength
- Suitable for vertical and horizontal bonding applications, internal and external

CONADH-S-SAN-FI





Tensorgrip L32

High performance, fast drying contact adhesive.

- Easy application, portable
- Ideal for in-house & onsite work
- Size: 482 gram aerosol can
- Also available in 17.2kg pressurised cylinder

TGL32-A



Tensorgrip L32 Adhesive 22L Canister

High performance, fast drying contact adhesive.

- Size: 22L canister
- Delivered through an airless canister system - no compressor required
- Spray adhesive hand gun & hose set sold separately

TGL32-22



Contact 2000 Adhesive

Sprayable contact adhesive.

- Brand: Nightingale
- Colour: Clear (Red also available)

- CT2000-4-CL (4L)
- CT2000-20-CL (20L)



Contact 2002 Adhesive

High-heat resistant sprayable contact adhesive.

- Brand: Nightingale
- Colour: Clear (Red also available)

- CT2002-4-CL (4L)
- CT2002-20-CL (20L)



Rakoll Hot Melt Adhesive K4/570

Universal hot melt adhesive for edgebanding machines. EVA based synthetic resin with good working properties that can be used on edge banders.

- Brand: Rakoll [HB Fuller]
- Colours: White/Natural
- Size: 15kg (granules)

- HM-RAK-WH (White)
- HM-RAK-NA (Natural)



Kleiberit Hot Melt Adhesive 782 Supramelt

EVA Hot melt cartridge with slide coating for the HOLZ HER cartridge system.

- Brand: Kleiberit
- Colour: White
- Size: 15kg (slugs/cartridges)

HM-KLE782-WH (White)



Kleiberit Hot Melt Adhesive 773.0

Thermoplastic artificial resin adhesive for edge banding

- Brand: Kleiberit
- Colour: Milky Transparent
- Size: 20kg (pallets)

HM-KLE773-TR (Transparent)



Jowat Hot Melt Adhesive 280.30/31

Unfilled universal EVA hotmelt adhesive for automatic edge-banding machines.

- Brand: Jowat
- Colours: Transparent/White
- Size: 25kg (granules)

- HM-JOW280.30 (Transparent)
- HM-JOW280.31 (White)



Grasp MG70 (GXL3P)

Endgrain Melamine PVA Adhesive.

- Brand: Nightingale
- Colour: White

MG70-4-WH (4L)
MG70-20-WH (20L)



Grasp SA49

MDF & Timber aliphatic adhesive.

- Brand: Nightingale
- Higher bond strength than standard PVA
- Colour: Yellow

SA49-4 (4L)
SA49-20 (20L)



Grasp ES47

Sandable PVA adhesive.

- Brand: Nightingale
- Colour: White

ES47-4 (4L)
SA47-20 (20L)



Grasp CL3050

Crosslinking PVA adhesive for high strength, heat and water resistant bonding.

- High sandability
- Medium viscosity
- Brand: Nightingale
- Colour: White

CL3050-4 (4L)
CL3050-20 (20L)



Grasp CL1050

Crosslinking PVA adhesive for high strength, heat and water resistant bonding.

- High viscosity
- Brand: Nightingale
- Colour: White

CL1050-4 (4L)
CL1050-20 (20L)



2C Adhesive Kit

2C Adhesive is a two pack system consisting of a high viscosity cyanoacrylate adhesive and an aerosol activator.

- Brand: Soudal
- High bond strength
- Very fast bonding
- Suitable for use on vertical surfaces as it will not drip or slump.
- Size: 50g adhesive/200ml activator

Applications:

- Bonding of wooden mitre joints
- Fixing and repairing wooden parts
- Suitable for the fast bonding of e.g. MDF, plastics, metal, timber, porcelain, cork, leather, ceramics, cardboard, paper and rubber.

2C-KIT (Includes 50g adhesive & 200ml activator)



Epoxy Syringe - Long Open Time

Super strength Epoxy glue syringe.

- Long open time - 30+ minutes set - full cure 24 hours

EPS (24ml/net)



Epoxy ER60

Techniglu CA - 2:1 ratio, solvent free epoxy adhesive paste.

- Marine and Structural
- High Strength
- Waterproof
- Excellent gap filling and hold-up on vertical surfaces

ER60-750 (750ml kit includes 500ml resin & 250ml hardener)

ER60-1.5 (1.5L kit includes 1L resin & 500ml hardener)

ER60-6 (6L kit includes 4L resin & 2L hardener)



LuciClear Coating & Casting Resin

Ultra clear epoxy coating or casting resins.

- Coating resin: For coating tables, bars, and surfaces with a thick glossy coating
- Casting resin: For deep castings and river tables
- Australian made
- Easy to use mix and pour kits
- Kit sizes available: 1.5L, 3L, 6L, 12L, 30L

LC-CT-XXX (coating resin)

LC-CS-XXX (casting resin)

(xxx = kit size)



Polyurethane Adhesive Cartridge

One component, solvent free, quick setting that reacts with humidity to cure.

- Strong high water resistant bonding
- Expands slightly filling any irregularities in substrate
- Suitable for marine environment

PUA-C



ABS Cleaner

Edging and pre-cleaning solvent cleaner.

- Petroleum distillate
- Lighter than AC75, designed to clean off adhesive without attacking the ABS edging
- Brand: Nightingale

ABS-4 (4L)

ABS-20 (20L)



Citrus ABS Cleaner

Edging and pre-cleaning solvent cleaner.

- Petroleum distillate with citrus fragrance
- Lighter than AC75, designed to clean off adhesive without attacking the ABS edging
- Brand: Nightingale

ABS-C-4 (4L)

ABS-C-20 (20L)



Adhesive Cleaner AC75

Specially designed, general purpose solvent cleaner.

- Designed for use with contact adhesives
- It will remove over spray of adhesive
- Brand: Nightingale

AC75-4 (4L)

AC75-20 (20L)



Contact Adhesive Thinner

Specially designed thinner for use with contact adhesives.

- Brand: Nightingale

ST70-4 (4L)

ST70-20 (20L)



General Purpose Thinner (Gun Wash)

Blended cleaning solvent designed for cleaning spray lines, guns, and other equipment

- Not formulated to be used as a paint thinner
- Brand: Nightingale

GPT-4 (4L)

GPT-20 (20L)



Bottle & Top

- 500ml applicator bottle and top

BOT-500



Drum Tap

- 20 Litre solvent resistant drum tap

TAP-SR



Cabinetry Removable Labels



Cabinetry Removable Labels Label Roll 100mm x 73mm

- Tearproof labels
 - Direct thermal PP material
 - Removable glue
 - Label Size: 100mm width x 73mm height
 - Roll size: 1,000 labels / Roll
 - Core size: 25mm
 - Perforation between labels
 - For printing with Label Printers
-

LABELS-100*73-ROLL

Carton QTY 15



Cabinetry Removable Labels Label Sheet CL08, 8 Labels Per Page A4

- Tearproof labels
 - Direct thermal PP material
 - Removable glue
 - Label Size: 105mm width x 73.75mm height
 - Label material: White matt paper laser sheet
 - Corner: square
 - Labels across: 2
 - Labels down: 4
 - Total labels per sheet: 8
 - Pack size: 100 sheets
 - For printing with Laser Printers
-

LABELS-A4-SHEET

Pack Size 100 Sheets



Label Printer M4201

- Direct thermal desktop label printer
 - Thermal printing = no ink/toner required
 - Fast printing speed
 - USB connection
-

PRT-M4201



☎ 07 3180 8807

✉ 07 3832 8668

💬 info@allegrahardware.com.au

📍 477 Newman Rd, Geebung QLD 4034

🌐 www.allegrahardware.com.au

